

For Research Use Only

Anti-Rat IL-12/IL-23 p40 Rabbit Recombinant Antibody

Catalog Number: 98623-2-RR



Basic Information

Catalog Number:

98623-2-RR

Size:

100ug, 1000 µg/ml

Source:

Rabbit

Isotype:

IgG

Immunogen Catalog Number:

EG3818

GenBank Accession Number:

XM_006246147.3

GeneID (NCBI):

64546

UNIPROT ID:

E9PU71

Full Name:

interleukin 12b

Calculated MW:

38 kDa

Purification Method:

Protein A purification

CloneNo.:

250781C7

Recommended Dilutions:

FC (Intra): 0.25 ug per 10⁶ cells in a 100 µl suspension

Applications

Tested Applications:

FC (Intra)

Species Specificity:

rat

Positive Controls:

FC (Intra): Transfected HEK-293T cells,

Background Information

Interleukin (IL)-12 and IL-23 are heterodimeric cytokines that share a common p40 subunit (PMID: 11114383). IL-12 is composed of the IL-12 p40 subunit linked to the IL-12 p35 subunit, and the heterodimer signals through the IL-12 receptor (IL-12R), which comprises the IL-12Rβ1 and IL-12Rβ2 subunits. IL-23 is composed of the IL-23 p19 subunit and the IL-12 p40 (IL-12/23p40) subunit, which signals through IL-23R and IL-12Rβ1 (PMID: 11114383; 26121196). IL-12/IL-23 p40 also exists as a monomer and as a homodimer which can act as a potent IL-12 antagonist (PMID: 8958912; 18783467). IL-12/IL-23 p40 is produced by antigen-presenting cells, such as dendritic cells (DCs), monocytes, macrophages, neutrophils and, to a lesser extent, B cells (PMID: 20476918).

Storage

Storage:

Store at 2 - 8°C. Stable for one year after shipment.

Storage Buffer:

PBS with 0.09% sodium azide, pH7.3

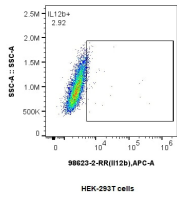
For technical support and original validation data for this product please contact:

T: 1 (888) 4PTGLAB (1-888-478-4522) (toll free in USA), or 1(312) 455-8498 (outside USA)

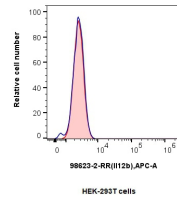
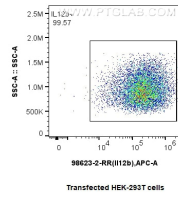
E: proteintech@ptglab.com
W: ptglab.com

This product is exclusively available under Proteintech Group brand and is not available to purchase from any other manufacturer.

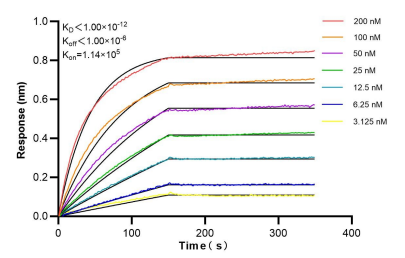
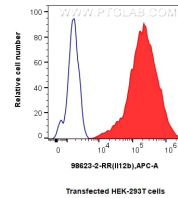
Selected Validation Data



1x10⁶ HEK-293T cells or IL-12/IL-23 p40 transfected HEK-293T cells were intracellularly stained with 0.25 ug Anti-Rat IL-12/IL-23 p40 Rabbit RecAb (98623-2-RR, Clone: 250781C7) and APC-Conjugated Goat Anti-Rabbit IgG(H+L). Cells were fixed with 4% PFA and permeabilized with Flow Cytometry Perm Buffer (PF00011-C).



1x10⁶ HEK-293T cells or IL-12/IL-23 p40 transfected HEK-293T cells were intracellularly stained with 0.25 ug Anti-Rat IL-12/IL-23 p40 Rabbit RecAb (98623-2-RR, Clone: 250781C7) (red) or 0.25 ug Rabbit IgG Isotype Control RecAb (98136-1-RR, Clone: 240953C9) (blue), and APC-Conjugated Goat Anti-Rabbit IgG(H+L). Cells were fixed with 4% PFA and permeabilized with Flow Cytometry Perm Buffer (PF00011-C).



Bi-layer interferometry (BLI) kinetic assays of 98623-2-RR against Rat IL-12/IL-23 p40 were performed. The affinity constant is below 1 pM.