

For Research Use Only

Anti-Mouse LIGHT/CD258 Rabbit Recombinant Antibody, PBS Only

Catalog Number: 98627-1-PBS



Basic Information

Catalog Number:

98627-1-PBS

Size:

1mg, 3 mg/ml

Source:

Rabbit

Isotype:

IgG

Immunogen Catalog Number:

EG2654

GenBank Accession Number:

NM_019418.3

GeneID (NCBI):

50930

UNIPROT ID:

Q9QYH9

Full Name:

tumor necrosis factor (ligand)
superfamily, member 14

Calculated MW:

26 kDa

Purification Method:

Protein A purification

CloneNo.:

250481H2

Applications

Tested Applications:

FC

Species Specificity:

mouse

Background Information

LIGHT, also known as TNFSF14, HVEM, or CD258, is a type II transmembrane protein that belongs to the TNF superfamily (PMID: 9462508). It is predominantly expressed in lymphoid tissues and produced by activated T cells and immature dendritic cells (DCs) (PMID: 9462508; 10754304). Through its two primary functional receptors HVEM (TNFRSF14) and lymphotoxin β receptor (LT β R), LIGHT signaling is involved in development and maintenance of lymphoid tissues, as well as innate and adaptive immune responses (PMID: 24575096; 26720335). In addition to the membrane form, LIGHT can also exist as a soluble form generated by cleavage of the extracellular portion of the membrane form.

Storage

Storage:

Store at -80°C.

Storage Buffer:

PBS only, pH7.3

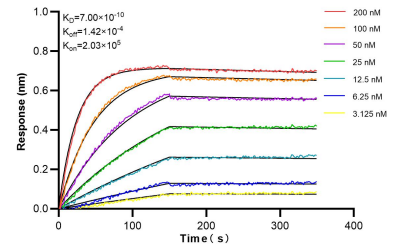
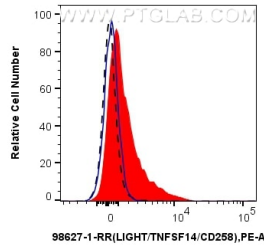
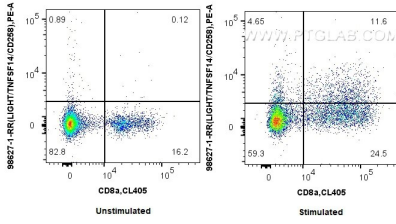
For technical support and original validation data for this product please contact:

T: 1 (888) 4PTGLAB (1-888-478-4522) (toll free
in USA), or 1(312) 455-8498 (outside USA)

E: proteintech@ptglab.com
W: ptglab.com

This product is exclusively available under Proteintech Group brand and is not available to purchase from any other manufacturer.

Selected Validation Data



1x10⁶ untreated or anti-CD3/CD28 treated mouse splenocytes were surface stained with 0.25 ug Anti-Mouse LIGHT/CD258 Rabbit RecAb (98627-1-RR, Clone: 250481H2) and PE-Conjugated Goat Anti-Rabbit IgG(H+L). Cells were then stained with CoraLite® Plus 405 Anti-Mouse CD8a. Cells were not fixed. This data was developed using the same antibody clone with 98627-1-PBS in a different storage buffer formulation.

1x10⁶ anti-CD3/CD28 treated mouse splenocytes were surface stained with 0.25 ug Anti-Mouse LIGHT/CD258 Rabbit RecAb (98627-1-RR, Clone: 250481H2) (red) or Rabbit IgG Isotype Control RecAb (98136-1-RR, Clone: 240953C9) (blue), and PE-Conjugated Goat Anti-Rabbit IgG(H+L). 1x10⁶ untreated mouse splenocytes were surface stained with 0.25 ug Anti-Mouse LIGHT/CD258 Rabbit RecAb (98627-1-RR, Clone:250481H2)(black, dashed) and PE-



Bi-layer interferometry (BLI) kinetic assays of 98627-1-RR against Mouse LIGHT/CD258 were performed. The affinity constant is 0.700 nM.