

For Research Use Only

Anti-Human FLT4/VEGFR3 Rabbit Recombinant Antibody, PBS Only

Catalog Number: 98633-1-PBS



Basic Information

Catalog Number: 98633-1-PBS	GenBank Accession Number: NM_182925	Purification Method: Protein A purification
Size: 1mg, 3 mg/ml	GeneID (NCBI): 2324	CloneNo.: 242430C2
Source: Rabbit	UNIPROT ID: P35916-1	
Isotype: IgG	Full Name: fms-related tyrosine kinase 4	
Immunogen Catalog Number: EG2494	Calculated MW: 153kd	

Applications

Tested Applications:
FC

Species Specificity:
human

Background Information

FLT4, also named VEGFR-3, belongs to the protein kinase superfamily, Tyr protein kinase family, and CSF-1/PDGF receptor subfamily. It is a receptor for VEGFC. FLT4 has a tyrosine-protein kinase activity. Defects in FLT4 cause lymphedema hereditary type 1 (LYH1A). Defects in FLT4 are found in juvenile hemangioma. VEGFR-3 is a highly glycosylated protein and migrates as bands with different molecular weights: an ~175 kDa precursor, an ~195 kDa mature form, an ~140 kDa non-glycosylated backbone, and a form that appears to be partially cleaved proteolytically in the extracellular domain to produce an ~125 kDa band (PMID: 15389531).

Storage

Storage:
Store at -80°C.
Storage Buffer:
PBS only, pH7.3

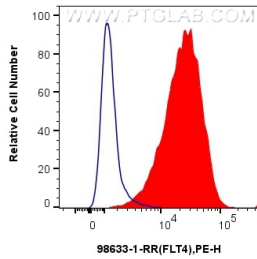
For technical support and original validation data for this product please contact:

T: 1 (888) 4PTGLAB (1-888-478-4522) (toll free in USA), or 1(312) 455-8498 (outside USA)

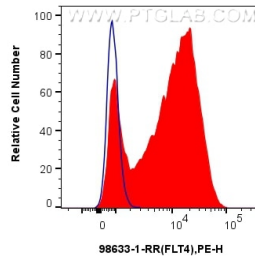
E: proteintech@ptglab.com
W: ptglab.com

This product is exclusively available under Proteintech Group brand and is not available to purchase from any other manufacturer.

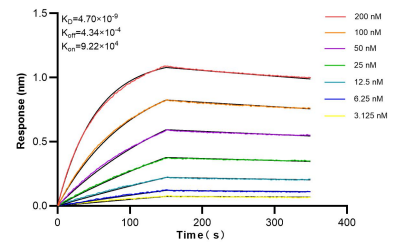
Selected Validation Data



1x10⁶ HEL cells were surface stained with 0.25 ug Anti-Human FLT4/VEGFR3 Rabbit RecAb (98633-1-RR, Clone:242430C2) (red) or 0.25 ug Rabbit IgG Isotype Control RecAb (98136-1-RR, Clone: 240953C9) (blue), and PE-Conjugated Goat Anti-Rabbit IgG(H+L). Cells were not fixed. This data was developed using the same antibody clone with 98633-1-PBS in a different storage buffer formulation.



1x10⁶ HUVEC cells were surface stained with 0.25 ug Anti-Human FLT4/VEGFR3 Rabbit RecAb (98633-1-RR, Clone:242430C2) (red) or 0.25 ug Rabbit IgG Isotype Control RecAb (98136-1-RR, Clone: 240953C9) (blue), and PE-Conjugated Goat Anti-Rabbit IgG(H+L). Cells were not fixed. This data was developed using the same antibody clone with 98633-1-PBS in a different storage buffer formulation.



Biacore BLI kinetic assays of 98633-1-RR against Human FLT4/VEGFR3 were performed. The affinity constant is 4.70 nM.