

For Research Use Only

Anti-Human BAI3 Rabbit Recombinant Antibody

Catalog Number: 98635-1-RR



Basic Information

Catalog Number:

98635-1-RR

Size:

100ug, 1000 µg/ml

Source:

Rabbit

Isotype:

IgG

Immunogen Catalog Number:

EG7379

GenBank Accession Number:

NM_001704.3

GeneID (NCBI):

577

UNIPROT ID:

O60242-1

Full Name:

brain-specific angiogenesis inhibitor

3

Calculated MW:

172 kDa

Purification Method:

Protein A purification

CloneNo.:

251975B4

Recommended Dilutions:

FC: 0.25 ug per 10⁶ cells in a 100 µl suspension

Applications

Tested Applications:

FC

Species Specificity:

human

Positive Controls:

FC : SH-SY5Y cells,

Background Information

BAI3, also named as KIAA0550, belongs to the G-protein coupled receptor 2 family and LN-TM7 subfamily. BAI3 might be involved in angiogenesis inhibition and suppression of glioblastoma.

Storage

Storage:

Store at 2 - 8°C. Stable for one year after shipment.

Storage Buffer:

PBS with 0.09% sodium azide, pH7.3

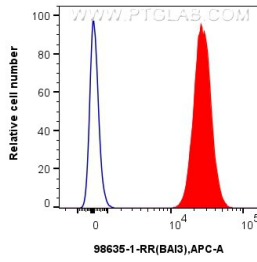
For technical support and original validation data for this product please contact:

T: 1 (888) 4PTGLAB (1-888-478-4522) (toll free in USA), or 1(312) 455-8498 (outside USA)

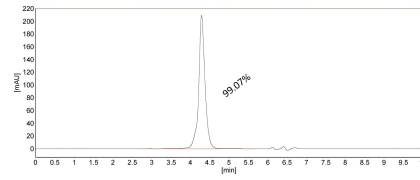
E: proteintech@ptglab.com
W: ptglab.com

This product is exclusively available under Proteintech Group brand and is not available to purchase from any other manufacturer.

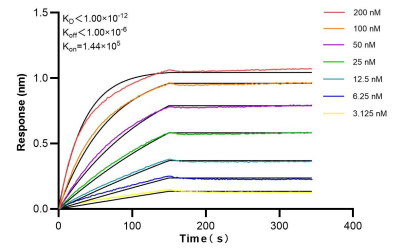
Selected Validation Data



1×10^6 SH-SY5Y cells were surface stained with 0.25 ug Anti-Human BAI3 Rabbit RecAb (98635-1-RR, Clone: 251975B4) (red) or 0.25 ug Rabbit IgG Isotype Control RecAb (98136-1-RR, Clone: 240953C9) (blue), and APC-Conjugated Goat Anti-Rabbit IgG(H+L). Cells were not fixed.



The purity of Human BAI3 Recombinant monoclonal antibody (Cat. No. 98635-1-RR) was greater than 95% as determined by SEC-HPLC.



Bi-layer interferometry (BLI) kinetic assays of 98635-1-RR against Human BAI3 were performed. The affinity constant is below 1 pM.