

For Research Use Only

Anti-Guinea Pig CD4 Rabbit Recombinant Antibody, PBS Only

Catalog Number: 98642-3-PBS



Basic Information

Catalog Number:

98642-3-PBS

Size:

1mg, 3 mg/ml

Source:

Rabbit

Isotype:

IgG

Immunogen Catalog Number:

EG7150

GenBank Accession Number:

XM_013145124.1

GeneID (NCBI):

100734494

UNIPROT ID:

H0VL66

Full Name:

CD4 molecule

Calculated MW:

59 kDa

Purification Method:

Protein A purification

CloneNo.:

251660F2

Applications

Tested Applications:

FC

Species Specificity:

guinea pig

Background Information

CD4 is a 55-kDa transmembrane glycoprotein expressed on T helper cells, majority of thymocytes, monocytes, macrophages, and dendritic cells (PMID: 9304802; 12213222). CD4 is an accessory protein for MHC class-II antigen/T-cell receptor interaction. It plays an important role in T helper cell development and activation (PMID: 9539765; 3112582). CD4 serves as a receptor for the human immunodeficiency virus (HIV) (PMID: 9304802).

Storage

Storage:

Store at -80°C.

Storage Buffer:

PBS only, pH7.3

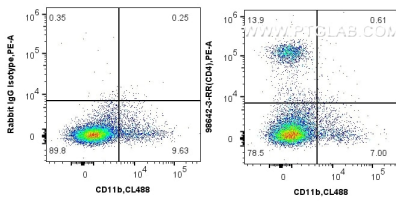
For technical support and original validation data for this product please contact:

T: 1 (888) 4PTGLAB (1-888-478-4522) (toll free
in USA), or 1(312) 455-8498 (outside USA)

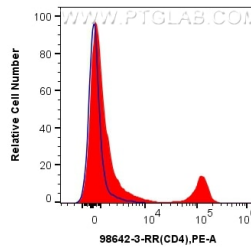
E: proteintech@ptglab.com
W: ptglab.com

This product is exclusively available under Proteintech Group brand and is not available to purchase from any other manufacturer.

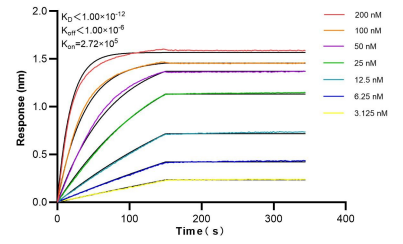
Selected Validation Data



1x10⁶ guinea pig splenocytes cells were surface stained with 0.25 ug Anti-Guinea Pig CD4 Rabbit RecAb (98642-3-RR, Clone:251660F2), or Rabbit IgG Isotype Control RecAb (98136-1-RR, Clone: 240953C9) and PE-Conjugated Goat Anti-Rabbit IgG(H+L). Cells were then stained with CoraLite® Plus 488 Anti-Mouse CD11b. Cells were not fixed. This data was developed using the same antibody clone with 98642-3-PBS in a different storage buffer formulation.



1x10⁶ guinea pig splenocytes cells were surface stained with 0.25 ug Anti-Guinea Pig CD4 Rabbit RecAb (98642-3-RR, Clone:251660F2)(red) and PE-Conjugated Goat Anti-Rabbit IgG(H+L), or Rabbit IgG Isotype Control RecAb (98136-1-RR, Clone: 240953C9)(blue). Cells were not fixed. This data was developed using the same antibody clone with 98642-3-PBS in a different storage buffer formulation.



Bi-layer interferometry (BLI) kinetic assays of 98642-3-RR against Guinea Pig CD4 were performed. The affinity constant is below 1 pM.