

For Research Use Only

# Anti-Human MCOLN2 Rabbit Recombinant Antibody

Catalog Number: 98650-1-RR



## Basic Information

Catalog Number:

98650-1-RR

Size:

100ug, 1000 µg/ml

Source:

Rabbit

Isotype:

IgG

GenBank Accession Number:

BC104891

GeneID (NCBI):

255231

UNIPROT ID:

Q8IZK6

Full Name:

mucoipin 2

Calculated MW:

566 aa, 66 kDa

Purification Method:

Protein A purification

CloneNo.:

251091D10

Recommended Dilutions:

IF/ICC: 1:50-1:500

FC: 0.25 µg per 10<sup>6</sup> cells in a 100 µl suspension

## Applications

Tested Applications:

IF/ICC, FC

Species Specificity:

human

Positive Controls:

IF/ICC : THP-1 cells,

FC : U2OS cells, THP-1 cells

## Background Information

MCOLN2 (Mucoipin-2), also known as TRPML2, is a member of the transient receptor potential mucoipin (TRPML) family of gated cation channels. Primarily localized in the membranes of endosomes and lysosomes, it plays critical roles in intracellular trafficking, immune responses, and disease progression

## Storage

Storage:

Store at 2 - 8°C. Stable for one year after shipment.

Storage Buffer:

PBS with 0.09% sodium azide, pH7.3

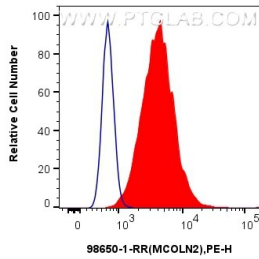
For technical support and original validation data for this product please contact:

T: 1 (888) 4PTGLAB (1-888-478-4522) (toll free in USA), or 1(312) 455-8498 (outside USA)

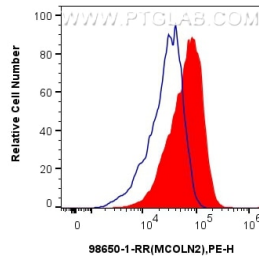
E: [proteintech@ptglab.com](mailto:proteintech@ptglab.com)  
W: [ptglab.com](http://ptglab.com)

This product is exclusively available under Proteintech Group brand and is not available to purchase from any other manufacturer.

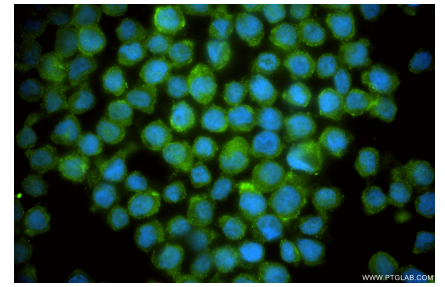
## Selected Validation Data



1x10<sup>6</sup> U2OS cells were surface stained with 0.25 ug Anti-Human MCOLN2 Rabbit RecAb (98650-1-RR, Clone:251091D10) (red), or 0.25 ug Rabbit IgG Isotype Control RecAb (98136-1-RR, Clone: 240953C9) (blue) and PE-conjugated Goat Anti-Rabbit IgG. Cells were not fixed.



1x10<sup>6</sup> THP-1 cells were surface stained with 0.25 ug Anti-Human MCOLN2 Rabbit RecAb (98650-1-RR, Clone:251091D10) (red), or 0.25 ug Rabbit IgG Isotype Control RecAb (98136-1-RR, Clone: 240953C9) (blue) and PE-conjugated Goat Anti-Rabbit IgG. Cells were not fixed.



Immunofluorescent analysis of (4% PFA) fixed THP-1 cells using MCOLN2 antibody (98650-1-RR, Clone: 251091D10 ) at dilution of 1:200 and CoraLite®488-Conjugated Goat Anti-Rabbit IgG(H+L) (SA00013-2).