

For Research Use Only

# Anti-Rat CD45 Rabbit Recombinant Antibody

Catalog Number: 98651-1-RR



## Basic Information

Catalog Number:

98651-1-RR

Size:

100ug, 1000 µg/ml

Source:

Rabbit

Isotype:

IgG

Immunogen Catalog Number:

EG4666

GenBank Accession Number:

NM\_138507.3

GeneID (NCBI):

24699

UNIPROT ID:

P04157-1

Full Name:

protein tyrosine phosphatase, receptor type, C

Calculated MW:

143 kDa

Purification Method:

Protein A purification

CloneNo.:

252198H7

Recommended Dilutions:

FC: 0.25 ug per 10<sup>6</sup> cells in a 100 µl suspension

## Applications

Tested Applications:

FC

Species Specificity:

rat

Positive Controls:

FC : rat splenocytes,

## Background Information

CD45, also known as protein tyrosine phosphatase, receptor type C, is a type I transmembrane protein expressed on the surface of all haematopoietic cells with the exception of erythrocytes and platelets (PMID: 3489673; 28615666). CD45 is a pan-haematopoietic cell marker and has been shown to be essential for T- and B-cell activation and signalling (PMID: 9429890; 16378097).

## Storage

Storage:

Store at 2 - 8°C. Stable for one year after shipment.

Storage Buffer:

PBS with 0.09% sodium azide, pH7.3

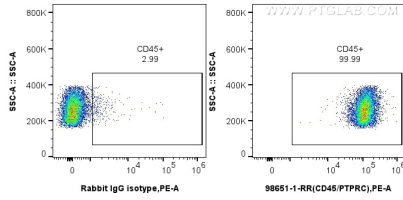
For technical support and original validation data for this product please contact:

T: 1 (888) 4PTGLAB (1-888-478-4522) (toll free in USA), or 1(312) 455-8498 (outside USA)

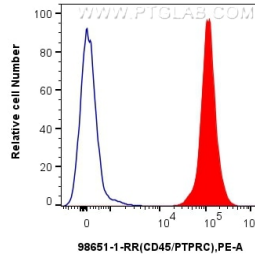
E: [proteintech@ptglab.com](mailto:proteintech@ptglab.com)  
W: [ptglab.com](http://ptglab.com)

This product is exclusively available under Proteintech Group brand and is not available to purchase from any other manufacturer.

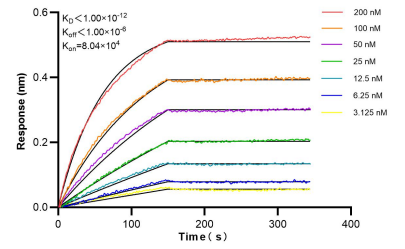
## Selected Validation Data



$1 \times 10^6$  rat splenocytes were surface stained with 0.25  $\mu$ g Anti-Rat CD45/PTPRC Rabbit RecAb (98651-1-RR, Clone:252198H7), or Rabbit IgG Isotype Control RecAb (98136-1-RR, Clone: 240953C9) and PE-Conjugated Goat Anti-Rabbit IgG(H+L). Cells were not fixed.



$1 \times 10^6$  rat splenocytes were surface stained with 0.25  $\mu$ g Anti-Rat CD45 Rabbit RecAb (98651-1-RR, Clone:252198H7) (red), or Rabbit IgG Isotype Control RecAb (98136-1-RR, Clone: 240953C9) (blue) and PE-Conjugated Goat Anti-Rabbit IgG(H+L). Cells were not fixed.



Bilayer interferometry (BLI) kinetic assays of 98651-1-RR against Rat CD45 were performed. The affinity constant is below 1 pM.