

For Research Use Only

Anti-Human TRPV4 Rabbit Recombinant Antibody, PBS Only

Catalog Number: 98690-1-PBS



Basic Information

| | | |
|---------------------------------------|---|---|
| Catalog Number: 98690-1-PBS | GenBank Accession Number: BC117426 | Purification Method: Protein A purification |
| Size: 1mg, 3 mg/ml | GeneID (NCBI): 59341 | CloneNo.: 251361G8 |
| Source: Rabbit | UNIPROT ID: Q9HBA0 | |
| Isotype: IgG | Full Name: transient receptor potential cation channel, subfamily V, member 4 | |
| | Calculated MW: 98 kDa | |

Applications

Tested Applications:
IHC, FC

Species Specificity:
human

Background Information

TRPV4, also called VRL2 and VROAC, belongs to the transient receptor family and TrpV subfamily. It is a non-selective calcium permeant cation channel protein which involved in osmotic sensitivity and mechanosensitivity. Activation by exposure to hypotonicity within the physiological range exhibits an outward rectification. It is activated by low pH, citrate and phorbol esters. Channel activity seems to be regulated by a calmodulin-dependent mechanism with a negative feedback mechanism. Defects in TRPV4 are the cause of brachyolmia type 3 (BRAC3), spondylometaphyseal dysplasia Kozlowski type (SMDK) and metatropic dysplasia (MTD). Multiple transcript variants encoding different isoforms have been found.

Storage

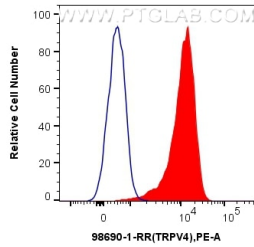
Storage:
Store at -80°C.

Storage Buffer:
PBS only, pH7.3

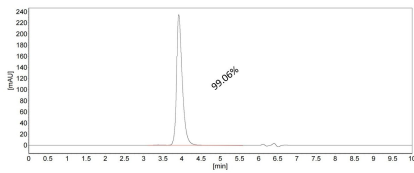

For technical support and original validation data for this product please contact:
T: 1 (888) 4PTGLAB (1-888-478-4522) (toll free in USA), or 1(312) 455-8498 (outside USA) E: proteintech@ptglab.com
W: ptglab.com

This product is exclusively available under Proteintech Group brand and is not available to purchase from any other manufacturer.

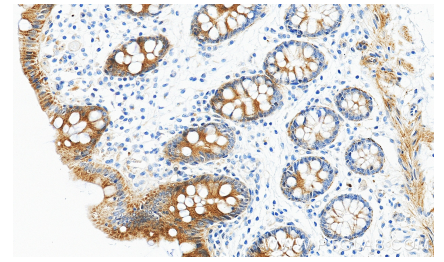
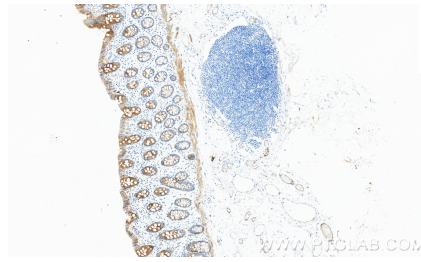
Selected Validation Data



1x10⁶ THP-1 cells were surface stained with 0.25 ug Anti-Human TRPV4 Rabbit RecAb (98690-1-RR, Clone:251361G8) and PE-Conjugated Goat Anti-Rabbit IgG(H+L) (red), or 0.25 ug Rabbit IgG Isotype Control RecAb (98136-1-RR, Clone: 240953C9) (blue). Cells were incubated with FC Receptor Block prior to staining. This data was developed using the same antibody clone with 98690-1-PBS in a different storage buffer formulation.



The purity of Human TRPV4 Recombinant monoclonal antibody (Cat. No. 98688-2-RR) was greater than 95% as determined by SEC-HPLC.



Immunohistochemical analysis of paraffin-embedded human colon tissue slide using 98690-1-RR (TRPV4 antibody) at dilution of 1:4000 (under 20x lens). Heat mediated antigen retrieval with Tris-EDTA buffer (pH 9.0). This data was developed using the same antibody clone with 98690-1-PBS in a different storage buffer formulation.

Immunohistochemical analysis of paraffin-embedded human colon tissue slide using 98690-1-RR (TRPV4 antibody) at dilution of 1:4000 (under 20x lens). Heat mediated antigen retrieval with Tris-EDTA buffer (pH 9.0). This data was developed using the same antibody clone with 98690-1-PBS in a different storage buffer formulation.