

For Research Use Only

# Anti-Mouse CD3e Rabbit Recombinant Antibody, PBS Only

Catalog Number: 98851-1-PBS



## Basic Information

Catalog Number:

98851-1-PBS

Size:

1mg, 3 mg/ml

Source:

Rabbit

Isotype:

IgG

GenBank Accession Number:

GeneID (NCBI):

12501

UNIPROT ID:

P22646

Full Name:

CD3 antigen, epsilon polypeptide

Purification Method:

Protein A purification

CloneNo.:

260769A1

## Applications

Tested Applications:

FC

Species Specificity:

mouse

## Storage

Storage:

Store at -80°C.

Storage Buffer:

PBS only, pH7.3

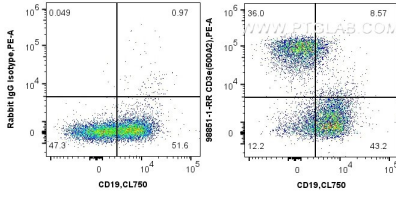
For technical support and original validation data for this product please contact:

T: 1 (888) 4PTGLAB (1-888-478-4522) (toll free in USA), or 1(312) 455-8498 (outside USA)

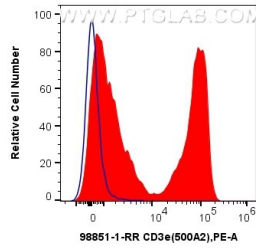

E: [proteintech@ptglab.com](mailto:proteintech@ptglab.com)  
W: [ptglab.com](http://ptglab.com)

This product is exclusively available under Proteintech Group brand and is not available to purchase from any other manufacturer.

## Selected Validation Data



1x10<sup>6</sup> mouse splenocytes were surface stained with 0.25 ug Anti-Mouse CD3e Rabbit RecAb (98851-1-RR, Clone: 260769A1) or Rabbit IgG Isotype Control Recombinant Antibody (98136-1-RR, Clone: 240953C9), and PE-Conjugated Goat Anti-Rabbit IgG(H+L). Cells were then stained with CoraLite® Plus 750 Anti-Mouse CD19 (1D3) (CL750-65290, Clone: 1D3). Cells were not fixed. This data was developed using the same antibody clone with 98851-1-PBS in a



1x10<sup>6</sup> mouse splenocytes were surface stained with 0.25 ug Anti-Mouse CD3e Rabbit RecAb (98851-1-RR, Clone: 260769A1) (red) or Rabbit IgG Isotype Control Recombinant Antibody (98136-1-RR, Clone: 240953C9) (blue), and PE-Conjugated Goat Anti-Rabbit IgG(H+L). Cells were not fixed. This data was developed using the same antibody clone with 98851-1-PBS in a different storage buffer formulation.