

For Research Use Only

FcZero-rAb™ Biotin Anti-Human CD68 (KP1) Rabbit IgG Recombinant Antibody

Catalog Number: Biotin-FcA65593



Basic Information

Catalog Number:

Biotin-FcA65593

Size:

100ug, 500 ug/ml

Source:

Rabbit

Isotype:

IgG

GenBank Accession Number:

BC015557

GeneID (NCBI):

968

UNIPROT ID:

P34810

Full Name:

CD68 molecule

Calculated MW:

37 kDa

Purification Method:

Protein A purification

CloneNo.:

KP1

Recommended Dilutions:

FC (Intra): 0.25 ug per 10⁶ cells in a 100 µl suspension

Excitation/Emission maxima wavelengths:

-

Applications

Tested Applications:

FC (Intra)

Species Specificity:

human

Positive Controls:

FC (Intra): human PBMCs,

Background Information

CD68 is a type I transmembrane glycoprotein that is highly expressed by human monocytes and tissue macrophages. It belongs to the lysosomal/endosomal-associated membrane glycoprotein (LAMP) family and primarily localizes to lysosomes and endosomes with a smaller fraction circulating to the cell surface. CD68 is also a member of the scavenger receptor family. It may play a role in phagocytic activities of tissue macrophages.

Storage

Storage:

Store at 2-8°C. Avoid exposure to light. Stable for one year after shipment.

Storage Buffer:

PBS with 0.09% sodium azide, pH7.3

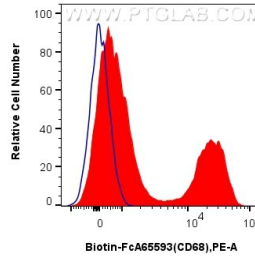
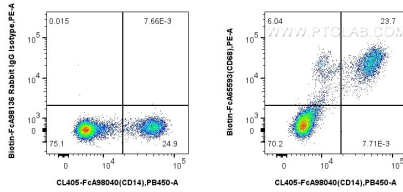
For technical support and original validation data for this product please contact:

T: 1 (888) 4PTGLAB (1-888-478-4522) (toll free in USA), or 1(312) 455-8498 (outside USA)


E: proteintech@ptglab.com
W: ptglab.com

This product is exclusively available under Proteintech Group brand and is not available to purchase from any other manufacturer.

Selected Validation Data



1x10⁶ human PBMCs were intracellularly stained with 0.25 ug Biotin Anti-Human CD68 (KP1) Rabbit IgG RecAb (Biotin-FcA65593, Clone: KP1) or FcZero-rAb™ Biotin Rabbit IgG Isotype Control Recombinant Antibody (Biotin-FcA98136, Clone: 240953C9), and Streptavidin-PE Conjugate (PE-PF00030). Cells were co-stained with CoraLite® Plus 405 Anti-Human CD14 Rabbit RecAb (CL405-FcA98040, Clone: 230332D7). Cells were fixed and permeabilized with



1x10⁶ human PBMCs were intracellularly stained with 0.25 ug Biotin Anti-Human CD68 (KP1) Rabbit IgG RecAb (Biotin-FcA65593, Clone: KP1) (red) or FcZero-rAb™ Biotin Rabbit IgG Isotype Control Recombinant Antibody (Biotin-FcA98136, Clone: 240953C9) (blue), and Streptavidin-PE Conjugate (PE-PF00030). Cells were fixed and permeabilized with Intracellular Flow Cytometry Fixation & Permeabilization Buffer Kit (PF00019).