

For Research Use Only

# FcZero-rAb® CoraLite® Plus 405 Anti-Mouse F4/80 Rabbit Recombinant Antibody

Catalog Number: CL405-FcA98236



## Basic Information

Catalog Number:

CL405-FcA98236

Size:

100ug, 500 ug/ml

Source:

Rabbit

Isotype:

IgG

Immunogen Catalog Number:

EG0788

GenBank Accession Number:

NM\_010130.4

GeneID (NCBI):

13733

UNIPROT ID:

Q61549

Full Name:

EGF-like module containing, mucin-

like, hormone receptor-like sequence

1

Calculated MW:

102 kDa

Purification Method:

Protein A purification

CloneNo.:

241959G4

Recommended Dilutions:

FC: 0.25 ug per 10<sup>6</sup> cells in a 100 µl suspension

Excitation/Emission maxima

wavelengths:

399 nm / 422 nm

## Applications

Tested Applications:

FC

Species Specificity:

mouse

Positive Controls:

FC : mouse peritoneal macrophages,

## Background Information

Mouse F4/80, also named as EMR1 and Gpf480, is a 160-kDa cell surface glycoprotein which is a member of the EGF TM7 family. The F4/80 molecule is solely expressed on the surface of macrophages and serves as a marker for mature macrophage tissues, including Kupffer cells in liver, splenic red pulp macrophages, brain microglia, gut lamina propria and Langerhans cells in the skin. The function of F4/80 is unclear, but it is speculated to be involved in macrophage adhesion events, cell migration or as a G protein-coupled signaling component of macrophages.

## Storage

Storage:

Store at 2-8°C. Avoid exposure to light. Stable for one year after shipment.

Storage Buffer:

PBS with 0.09% sodium azide, pH7.3

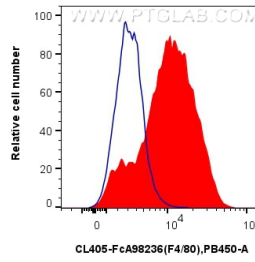
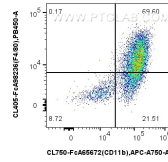
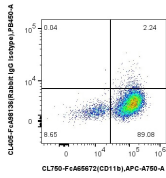
For technical support and original validation data for this product please contact:

T: 1 (888) 4PTGLAB (1-888-478-4522) (toll free in USA), or 1(312) 455-8498 (outside USA)

E: [proteintech@ptglab.com](mailto:proteintech@ptglab.com)  
W: [ptglab.com](http://ptglab.com)

This product is exclusively available under Proteintech Group brand and is not available to purchase from any other manufacturer.

## Selected Validation Data



$1 \times 10^6$  mouse peritoneal macrophages were surface stained with FcZero-rAb@ CoraLite® Plus 647 Anti-Mouse CD11b, and 0.25 ug CoraLite® Plus 405 Anti-Mouse F4/80 Rabbit RecAb (CL405-FcA98236, Clone: 241959G4) or 0.25 ug FcZero-rAb@ CoraLite® Plus 405 Rabbit IgG Isotype Control Recombinant Antibody (CL405-FcA98136, Clone: 240953C9). Cells were not fixed.

$1 \times 10^6$  mouse peritoneal macrophages were surface stained with 0.25 ug CoraLite® Plus 405 Anti-Mouse F4/80 Rabbit RecAb (CL405-FcA98236, Clone: 241959G4) (red) or 0.25 ug FcZero-rAb@ CoraLite® Plus 405 Rabbit IgG Isotype Control Recombinant Antibody (CL405-FcA98136, Clone: 240953C9) (blue). Cells were not fixed.