

For Research Use Only

CoraLite® Plus 488-conjugated LASP1 Monoclonal antibody



Catalog Number: CL488-68080

Basic Information

| | | |
|---|--|---|
| Catalog Number: CL488-68080 | GenBank Accession Number: BC012460 | Purification Method: Protein G purification |
| Size: 100ul , Concentration: 1000 µg/ml by Nanodrop; | GeneID (NCBI): 3927 | CloneNo.: 1G4B6 |
| Source: Mouse | Full Name: LIM and SH3 protein 1 | Recommended Dilutions: IF 1:50-1:500 |
| Isotype: IgG1 | Calculated MW: 30 kDa | Excitation/Emission maxima wavelengths: 493 nm / 522 nm |
| Immunogen Catalog Number: AG18101 | Observed MW: 35-38 kDa | |

Applications

| | |
|---|---|
| Tested Applications: FC (Intra), IF | Positive Controls: IF : A549 cells, |
| Species Specificity: Human | |

Background Information

Storage

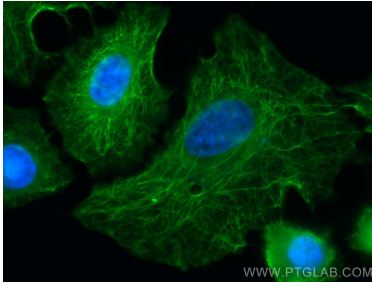
Storage:
Store at -20°C. Avoid exposure to light. Stable for one year after shipment.
Storage Buffer:
PBS with 50% Glycerol, 0.05% Proclin300, 0.5% BSA, pH 7.3.
Aliquoting is unnecessary for -20°C storage

*** 20ul sizes contain 0.1% BSA

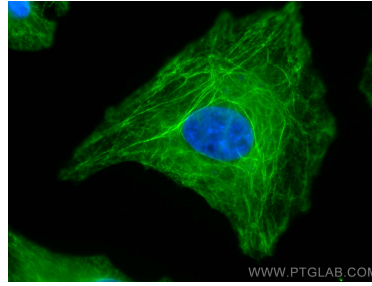
For technical support and original validation data for this product please contact:
T: 1 (888) 4PTGLAB (1-888-478-4522) (toll free in USA), or 1(312) 455-8498 (outside USA) E: proteintech@ptglab.com
W: ptglab.com

This product is exclusively available under Proteintech Group brand and is not available to purchase from any other manufacturer.

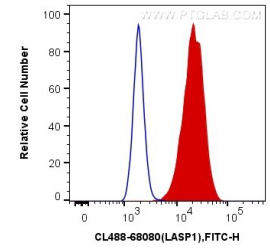
Selected Validation Data



Immunofluorescent analysis of (-20°C Methanol) fixed A549 cells using CoraLite® Plus 488 LASP1 antibody (CL488-68080, Clone: 1G4B6) at dilution of 1:200.



Immunofluorescent analysis of (-20°C Methanol) fixed A549 cells using CoraLite® Plus 488 LASP1 antibody (CL488-68080, Clone: 1G4B6) at dilution of 1:200.



1X10⁶ A549 cells were intracellularly stained with 0.4 ug CoraLite® Plus 488 Anti-Human LASP1 (CL488-68080, Clone:1G4B6) (red), or 0.4 ug Control Antibody. Cells were fixed with 4% PFA and permeabilized with Flow Cytometry Perm Buffer (PF00011-C).