

For Research Use Only

CoraLite®555-conjugated CD45 Monoclonal antibody

Catalog Number:CL555-60287



Basic Information

Catalog Number:

CL555-60287

Size:

100ul , Concentration: 1000 ug/ml by Nanodrop;

Source:

Mouse

Isotype:

IgG2a

Immunogen Catalog Number:

AG13712

GenBank Accession Number:

BC014239

GeneID (NCBI):

5788

ENSEMBL Gene ID:

ENSG00000081237

UNIPROT ID:

P08575

Full Name:

protein tyrosine phosphatase, receptor type, C

Calculated MW:

1304 aa, 147 kDa

Observed MW:

220 kDa

Purification Method:

Protein A purification

CloneNo.:

4E9B2

Recommended Dilutions:

IF-P 1:50-1:500

IF/ICC 1:50-1:500

Excitation/Emission maxima wavelengths:

557 nm / 570nm

Applications

Tested Applications:

IF/ICC, IF-P

Species Specificity:

human, mouse, rat, pig

Positive Controls:

IF-P : mouse spleen tissue,

IF/ICC : Jurkat cells,

Background Information

CD45, also known as leukocyte common antigen (LCA), B220, and T200, is a 180-240 kD single chain type I membrane glycoprotein. It is a tyrosine phosphatase expressed on the plasma membrane of all hematopoietic cells, except erythrocytes and platelets. CD45 is a signaling molecule that regulates a variety of cellular processes including cell growth, differentiation, cell cycle, and oncogenic transformation. CD45 is one of the best negative selection markers for characterizing and/or isolating human mesenchymal stem cells from bone marrow and other sources. Along with the positive selection markers (such as CD29, CD44, CD90, CD105 and CD166), negative selection markers (such as CD34 and CD45) are used for MSC identification.

Storage

Storage:

Store at -20°C. Avoid exposure to light. Stable for one year after shipment.

Storage Buffer:

PBS with 50% glycerol, 0.05% Proclin300, 0.5% BSA, pH7.3

Aliquoting is unnecessary for -20°C storage


For technical support and original validation data for this product please contact:

T: 1 (888) 4PTGLAB (1-888-478-4522) (toll free in USA), or 1(312) 455-8498 (outside USA)

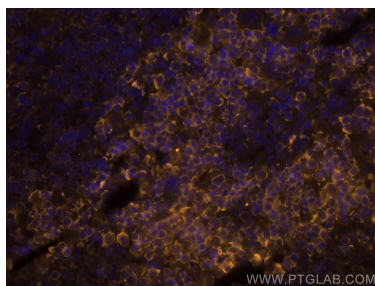
E: proteintech@ptglab.com
W: ptglab.com

This product is exclusively available under Proteintech Group brand and is not available to purchase from any other manufacturer.

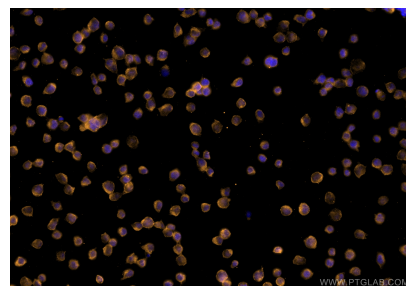
Selected Validation Data



Immunofluorescent analysis of (4% PFA) fixed mouse spleen tissue using CoraLite®555 CD45 antibody (CL555-60287, Clone: 4E9B2) at dilution of 1:200.



Immunofluorescent analysis of (4% PFA) fixed mouse spleen tissue using CoraLite®555 CD45 antibody (CL555-60287, Clone: 4E9B2) at dilution of 1:200.



Immunofluorescent analysis of (4% PFA) fixed Jurkat cells using CoraLite®555 CD45 antibody (CL555-60287, Clone: 4E9B2) at dilution of 1:200.