

For Research Use Only

CoraLite®594 Anti-Rat IL-4 Rabbit Recombinant Antibody

Catalog Number:CL594-98255



Basic Information

Catalog Number:

CL594-98255

Size:

100ug , 500 µg/ml

Source:

Rabbit

Isotype:

IgG

Immunogen Catalog Number:

EG1113

GenBank Accession Number:

NM_201270.1

GeneID (NCBI):

287287

UNIPROT ID:

P20096

Full Name:

interleukin 4

Calculated MW:

16kDa

Purification Method:

Protein A purification

CloneNo.:

241249H7

Recommended Dilutions:

FC (Intra): 0.25 ug per 10⁶ cells in a 100 µl suspension

Excitation/Emission maxima wavelengths:

588 nm / 604 nm

Applications

Tested Applications:

FC (Intra)

Species Specificity:

rat

Positive Controls:

FC (Intra) : Transfected HEK-293T cells,

Background Information

IL-4 is a cytokine produced by CD4⁺ T cells in response to helminthes and other extracellular parasites. It promotes the proliferation and differentiation of antigen presenting cells. IL-4 also plays a pivotal role in antibody isotype switching and stimulates the production of IgE. This cytokine has been applied in the treatment of autoimmune disorder like multiple myeloma, cancer, psoriasis, and arthritis. IL-4 has also been extensively applied to inhibit detrimental effect of Th1. It may promote the growth of epithelial tumors by mediating increased proliferation and survival.

Storage

Storage:

Store at 2-8°C. Avoid exposure to light. Stable for one year after shipment.

Storage Buffer:

PBS with 0.09% sodium azide, pH7.3

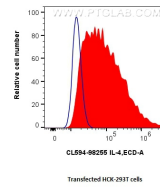
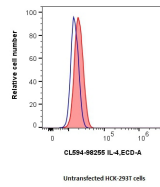
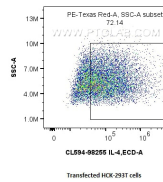
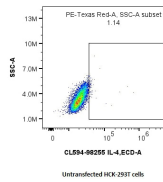
For technical support and original validation data for this product please contact:

T: 1 (888) 4PTGLAB (1-888-478-4522) (toll free in USA), or 1(312) 455-8498 (outside USA)

E: proteintech@ptglab.com
W: ptglab.com

This product is exclusively available under Proteintech Group brand and is not available to purchase from any other manufacturer.

Selected Validation Data



1x10⁶ untransfected or IL-4 transfected HEK-293T cells were intracellularly stained with 0.25 ug CoraLite®594 Anti-Rat IL-4 Rabbit RecAb (CL594-98255, Clone: 241249H7). Cells were fixed with 4% PFA and permeabilized with Flow Cytometry Perm Buffer (PF00011-C).

1x10⁶ untransfected or IL-4 transfected HEK-293T cells were intracellularly stained with 0.25 ug CoraLite®594 Anti-Rat IL-4 Rabbit RecAb (CL594-98255, Clone: 241249H7) (red) or 0.25 ug CoraLite®594 Rabbit IgG Isotype Control RecAb (CL594-98136, Clone: 240953C9) (blue). Cells were fixed with 4% PFA and permeabilized with Flow Cytometry Perm Buffer (PF00011-C).