

For Research Use Only

# FcZero-rAb® CoraLite® Plus 647 Anti-Mouse CD19 Rabbit Recombinant Antibody

Catalog Number: CL647-FcA98287



## Basic Information

Catalog Number:

CL647-FcA98287

Size:

100ug, 500 ug/ml

Source:

Rabbit

Isotype:

IgG

Immunogen Catalog Number:

EG3194

GenBank Accession Number:

NM\_009844.2

GeneID (NCBI):

12478

UNIPROT ID:

P25918

Full Name:

CD19 antigen

Calculated MW:

60 kDa

Purification Method:

Protein A purification

CloneNo.:

242301C6

Recommended Dilutions:

FC: 0.25 ug per 10<sup>6</sup> cells in a 100 µl suspension

Excitation/Emission maxima wavelengths:

654 nm / 674 nm

## Applications

Tested Applications:

FC

Species Specificity:

mouse

Positive Controls:

FC : mouse splenocytes,

## Background Information

CD19 is a 95 kDa type I transmembrane glycoprotein belonging to the immunoglobulin superfamily (PMID: 2472450). It is expressed by B cells and follicular dendritic cells. CD19 is up-regulated at the step of B-lineage commitment during the differentiation of the hematopoietic stem cell, it remains on during subsequent stages of differentiation until finally down-regulated during terminal differentiation into plasma cells (PMID: 8528044). CD19 is involved in B cell development, activation and differentiation. It is the dominant component for the signaling complex on B cells that includes CD21 (CR2), CD81 (TAPA-1) and CD225 and acts as a critical co-receptor for BCR signal transduction (PMID: 23210908).

## Storage

Storage:

Store at 2-8°C. Avoid exposure to light. Stable for one year after shipment.

Storage Buffer:

PBS with 0.09% sodium azide, pH7.3

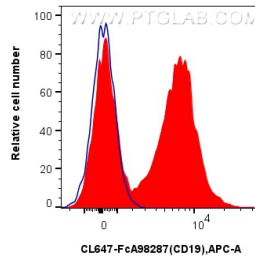
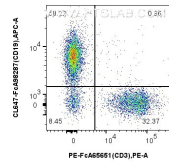
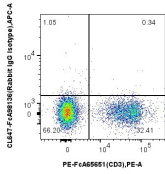
For technical support and original validation data for this product please contact:

T: 1 (888) 4PTGLAB (1-888-478-4522) (toll free in USA), or 1(312) 455-8498 (outside USA)

E: [proteintech@ptglab.com](mailto:proteintech@ptglab.com)  
W: [ptglab.com](http://ptglab.com)

This product is exclusively available under Proteintech Group brand and is not available to purchase from any other manufacturer.

## Selected Validation Data



1x10<sup>6</sup> mouse splenocytes were surface stained with FcZero-rAb™ PE Anti-Mouse CD3e, and 0.25 ug CoraLite® Plus 647 Anti-Mouse CD19 Rabbit RecAb (CL647-FcA98287, Clone: 242301C6) or 0.25 ug FcZero-rAb™ CoraLite® Plus 647 Rabbit IgG Isotype Control Recombinant Antibody (CL647-FcA98136, Clone: 240953C9). Cells were not fixed.

1x10<sup>6</sup> mouse splenocytes were surface stained with 0.25 ug CoraLite® Plus 647 Anti-Mouse CD19 Rabbit RecAb (CL647-FcA98287, Clone: 242301C6) (red) or 0.25 ug FcZero-rAb™ CoraLite® Plus 647 Rabbit IgG Isotype Control Recombinant Antibody (CL647-FcA98136, Clone: 240953C9) (blue). Cells were not fixed.