

For Research Use Only

FcZero-rAb® PerCP Anti-Human CD3 (OKT3) Rabbit Recombinant Antibody

Catalog Number:CP-FcA65569



Basic Information

Catalog Number:

CP-FcA65569

Size:

100tests , 5 ul/test

Source:

Rabbit

Isotype:

IgG

GenBank Accession Number:

BC049847

GeneID (NCBI):

916

ENSEMBL Gene ID:

ENSG00000198851

UNIPROT ID:

P07766

Full Name:

CD3e molecule, epsilon (CD3-TCR complex)

Calculated MW:

207 aa, 23 kDa

Purification Method:

Protein A purification

CloneNo.:

OKT3

Recommended Dilutions:

FC: 5 ul per 10⁶ cells in a 100 µl suspension

Excitation/Emission maxima wavelengths:

482 nm / 677 nm

Applications

Tested Applications:

FC

Species Specificity:

human

Positive Controls:

FC : human PBMCs,

Background Information

CD3 is a multimeric protein associated with the T-cell receptor (TCR) to form a complex involved in antigen recognition and signal transduction (PMID: 15885124). CD3 is composed of CD3γ, δ, ε, and ζ chains (PMID: 1826255). It is expressed by thymocytes in a developmentally regulated manner, T cells, and some NK cells (PMID: 3289580). The TCR recognizes antigens bound to major histocompatibility complex (MHC) molecules. TCR-mediated peptide-MHC recognition is transmitted to the CD3 complex, leading to the intracellular signal transduction (PMID: 11985657).

Storage

Storage:

Store at 2-8°C. Avoid exposure to light. Stable for one year after shipment.

Storage Buffer:

PBS with 0.09% sodium azide and 0.5% BSA, pH7.3

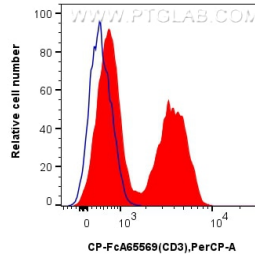
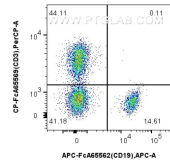
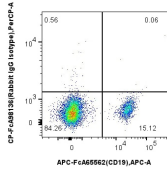
For technical support and original validation data for this product please contact:

T: 1 (888) 4PTGLAB (1-888-478-4522) (toll free in USA), or 1(312) 455-8498 (outside USA)

E: proteintech@ptglab.com
W: ptglab.com

This product is exclusively available under Proteintech Group brand and is not available to purchase from any other manufacturer.

Selected Validation Data



1x10⁶ human PBMCs were surface stained with FcZero-rAb™ APC Anti-Human CD19, and 5 ul PerCP Anti-Human CD3 (OKT3) Rabbit IgG RecAb (CP-FcA65569, Clone: OKT3) or FcZero-rAb™ PerCP Rabbit IgG Isotype Control Recombinant Antibody (CP-FcA98136, Clone: 240953C9). Cells were not fixed.

1x10⁶ human PBMCs were surface stained with 5 ul PerCP Anti-Human CD3 (OKT3) Rabbit IgG RecAb (CP-FcA65569, Clone: OKT3) (red) or FcZero-rAb™ PerCP Rabbit IgG Isotype Control Recombinant Antibody (CP-FcA98136, Clone: 240953C9) (blue). Cells were not fixed.