

For Research Use Only

FcZero-rAb™ PerCP-Cyanine5.5 Anti-Mouse CD3 (17A2) Rabbit IgG Recombinant Antibody

Catalog Number: CPY5-FcA65659



Basic Information

Catalog Number:

CPY5-FcA65659

Size:

100ug, 200 ug/ml

Source:

Rabbit

Isotype:

IgG

GenBank Accession Number:

BC098236

GeneID (NCBI):

12501

UNIPROT ID:

P22646

Full Name:

CD3 antigen, epsilon polypeptide

Purification Method:

Protein A purification

CloneNo.:

17A2

Recommended Dilutions:

FC: 0.25 ug per 10⁶ cells in a 100 µl suspension

Excitation/Emission maxima wavelengths:

482 nm / 690nm

Applications

Tested Applications:

FC

Species Specificity:

mouse

Positive Controls:

FC : mouse splenocytes,

Background Information

CD3 is a multimeric protein associated with the T-cell receptor (TCR) to form a complex involved in antigen recognition and signal transduction (PMID: 15885124). CD3 is composed of CD3γ, δ, ε, and ζ chains (PMID: 1826255). It is expressed by thymocytes in a developmentally regulated manner, T cells, and some NK cells (PMID: 3289580). The TCR recognizes antigens bound to major histocompatibility complex (MHC) molecules. TCR-mediated peptide-MHC recognition is transmitted to the CD3 complex, leading to the intracellular signal transduction (PMID: 11985657).

Storage

Storage:

Store at 2-8°C. Avoid exposure to light. Stable for one year after shipment.

Storage Buffer:

PBS with 0.09% sodium azide and 0.5% BSA, pH7.3

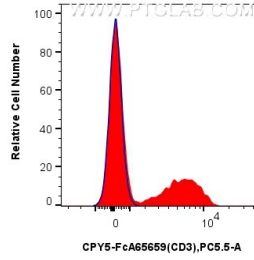
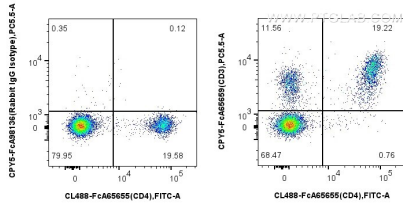
For technical support and original validation data for this product please contact:

T: 1 (888) 4PTGLAB (1-888-478-4522) (toll free in USA), or 1(312) 455-8498 (outside USA)


E: proteintech@ptglab.com
W: ptglab.com

This product is exclusively available under Proteintech Group brand and is not available to purchase from any other manufacturer.

Selected Validation Data



1x10⁶ mouse splenocytes were surface stained with FcZero-rAb™ CoraLite® Plus 488 Anti-Mouse CD4 (RM4-4), and 0.25 ug PerCP-Cyanine5.5 Anti-Mouse CD3 (17A2) Rabbit IgG RecAb (CPY5-FcA65659, Clone: 17A2) or FcZero-rAb™ PerCP-Cyanine5.5 Rabbit IgG Isotype Control Recombinant Antibody (CPY5-FcA98136, Clone: 240953C9). Cells were incubated with MonoZero™ Monocytes blocking Reagent (PF00020) prior to staining. Cells were not



1x10⁶ mouse splenocytes were surface stained with 0.25 ug PerCP-Cyanine5.5 Anti-Mouse CD3 (17A2) Rabbit IgG RecAb (CPY5-FcA65659, Clone: 17A2) (red) or FcZero-rAb™ PerCP-Cyanine5.5 Rabbit IgG Isotype Control Recombinant Antibody (CPY5-FcA98136, Clone: 240953C9) (blue). Cells were incubated with MonoZero™ Monocytes blocking Reagent (PF00020) prior to staining. Cells were not fixed.