

For Research Use Only

FcZero-rAb® PerCP-Cyanine5.5 Anti-Human SLAMF7/CD319 Rabbit Recombinant Antibody

Catalog Number:CPY5-FcA98093



Basic Information

Catalog Number:

CPY5-FcA98093

Size:

100tests , 5 ul/test

Source:

Rabbit

Isotype:

IgG

GenBank Accession Number:

BC027867

GeneID (NCBI):

57823

UNIPROT ID:

Q9NQ25

Full Name:

SLAM family member 7

Calculated MW:

335 aa, 37 kDa

Purification Method:

Protein A purification

CloneNo.:

241321F11

Recommended Dilutions:

FC: 5 ul per 10⁶ cells in a 100 µl suspension

Excitation/Emission maxima wavelengths:

482 nm / 690nm

Applications

Tested Applications:

FC

Species Specificity:

human

Positive Controls:

FC : human PBMCs,

Background Information

Signaling lymphocyte activation molecule (SLAM) family receptors is a group of type I transmembrane receptors belonging to the immunoglobulin superfamily (PMID: 37251372). The SLAM family contains nine members that contain an extracellular segment comprising two or four Ig-like domains (V-like variable and C2-like constant), a transmembrane region and a cytoplasmic tail (PMID: 29662641). They are involved in various physiological and pathological processes, including the regulation of immunological responses and the route of viral entry. SLAMF7, also known as CS1, CRACC or CD319, is expressed on NK cells, CD8+ T lymphocytes, B lymphocytes, and mature dendritic cells (PMID: 28861320). It exerts both activating and inhibitory effects depending on the expression status of SAP or EAT-2. SLAMF7 is overexpressed in multiple myeloma and makes it a target for immunotherapy (PMID: 28861320).

Storage

Storage:

Store at 2-8°C. Avoid exposure to light. Stable for one year after shipment.

Storage Buffer:

PBS with 0.09% sodium azide and 0.5% BSA, pH7.3

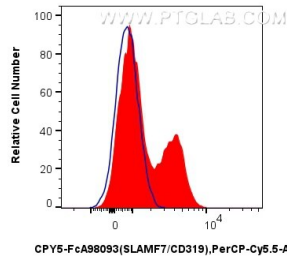
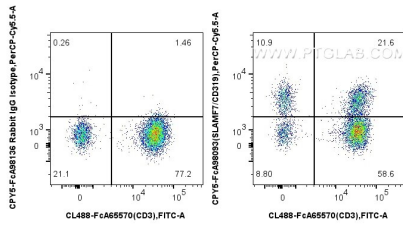
For technical support and original validation data for this product please contact:

T: 1 (888) 4PTGLAB (1-888-478-4522) (toll free in USA), or 1(312) 455-8498 (outside USA)


E: proteintech@ptglab.com
W: ptglab.com

This product is exclusively available under Proteintech Group brand and is not available to purchase from any other manufacturer.

Selected Validation Data



1x10⁶ human PBMCs were surface stained with FcZero-rAb® CoraLite® Plus 488 Anti-Human CD3, and 5 ul PerCP-Cyanine5.5 Anti-Human SLAMF7/CD319 Rabbit RecAb (CPY5-FcA98093, Clone: 241321F11) or FcZero-rAb® PerCP-Cyanine5.5 Rabbit IgG Isotype Control Recombinant Antibody (CPY5-FcA98136, Clone: 240953C9). Cells were incubated with MonoZero™ Monocytes blocking Reagent (PF00020) prior to staining. Cells were incubated with FC Receptor Block



1x10⁶ human PBMCs were surface stained with 5 ul PerCP-Cyanine5.5 Anti-Human SLAMF7/CD319 Rabbit RecAb (CPY5-FcA98093, Clone: 241321F11) (red) or FcZero-rAb® PerCP-Cyanine5.5 Rabbit IgG Isotype Control Recombinant Antibody (CPY5-FcA98136, Clone: 240953C9) (blue). Cells were incubated with MonoZero™ Monocytes blocking Reagent (PF00020) prior to staining. Cells were incubated with FC Receptor Block prior to staining. Cells were

