

For Research Use Only

MultiPro™ 5CFLX Anti-Human CD5 (UCHT2)



Catalog Number: G65152-1-5C

Basic Information

Catalog Number:

G65152-1-5C

Size:

10ug, Concentration: 500ug/mL by Bradford method using BSA as the standard;

Source:

Mouse

Isotype:

IgG1, kappa

GenBank Accession Number:

BC027901

GeneID (NCBI):

921

ENSEMBL Gene ID:

ENSG00000110448

Full Name:

MultiPro™ 5CFLX Anti-Human CD5 (UCHT2)

CloneNo.:

UCHT2

Conjugate:

5CFLX

Full Oligo Sequence:

CGGAGATGTGTATAAGACAGGTGC
CTCGCATTGCACCCATATAAGAAA

Barcode Sequence:

GTGCCTCGCATTGCA

Applications

Tested Applications:

Single Cell (Intra), Single Cell

Species Specificity:

Human

Background Information

CD5 is a type I transmembrane glycoprotein of the scavenger receptor cysteine-rich family (PMID: 12403363). CD5 is expressed on a majority of thymocytes, mature T cells, B cell subsets, and peripheral blood dendritic cells (PMID: 9858516; 6156984; 10379049; 1384337). CD5 may act as a receptor in regulating T-cell proliferation. It functions as a negative regulator of TCR signaling during thymocyte development (PMID: 7542801).

Storage

Storage:

2-8°C

Storage Buffer:

PBS with 1mM EDTA and 0.09% sodium azide

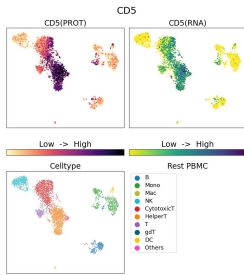
For technical support and original validation data for this product please contact:

T: 1 (888) 4PTGLAB (1-888-478-4522) (toll free in USA), or 1(312) 455-8498 (outside USA)

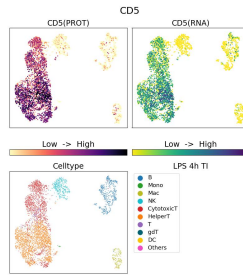
E: proteintech@ptglab.com
W: ptglab.com

This product is exclusively available under Proteintech Group brand and is not available to purchase from any other manufacturer.

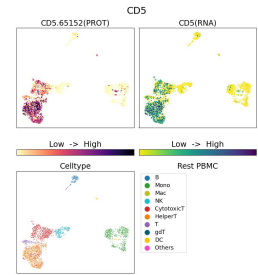
Selected Validation Data



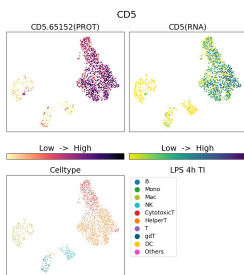
G65152-1-5C was used to stain Resting PBMC and analyzed with 10x Genomics Gene Expression Flex with Feature Barcodes and Multiplexing kit with Fix-Stain protocol.



G65152-1-5C was used to stain PBMC under 4hr LPS + TI treatment and analyzed with 10x Genomics Gene Expression Flex with Feature Barcodes and Multiplexing kit with Fix-Stain protocol.



G65152-1-5C was used to stain Resting PBMC and analyzed with 10x Genomics Gene Expression Flex with Feature Barcodes and Multiplexing kit with Stain-Fix protocol.



G65152-1-5C was used to stain PBMC under 4hr LPS + TI treatment and analyzed with 10x Genomics Gene Expression Flex with Feature Barcodes and Multiplexing kit with Stain-Fix protocol.