

For Research Use Only

# MultiPro™ 5CFLX Anti-Human CD27 (1C1G3)



Catalog Number: G66308-1-5C

## Basic Information

<b>Catalog Number:</b> G66308-1-5C	<b>GenBank Accession Number:</b> BC012160	<b>CloneNo.:</b> 1C1G3
<b>Size:</b> 10ug, Concentration: 500ug/mL by Bradford method using BSA as the standard;	<b>GeneID (NCBI):</b> 939	<b>Conjugate:</b> 5CFLX
<b>Source:</b> Mouse	<b>ENSEMBL Gene ID:</b> ENSG00000139193	<b>Full Oligo Sequence:</b> CGGAGATGTGTATAAGACAGTGTG AGCGCAATCAGCCCATATAAGAAA
<b>Isotype:</b> IgG1	<b>UNIPROT ID:</b> P26842	<b>Barcode Sequence:</b> TGTGAGCGCAATCAG
<b>Immunogen Catalog Number:</b> AG24537	<b>Full Name:</b> MultiPro™ 5CFLX Anti-Human CD27 (1C1G3)	

## Applications

**Tested Applications:**  
Single Cell (Intra), Single Cell

**Species Specificity:**  
Human

## Background Information

CD27 (also known as TNFRSF7) is a type I glycoprotein expressed on some B cells and the majority of T cells, and is a member of the tumor necrosis factor (TNF) receptor family. CD27 is required for generation and long-term maintenance of T cell immunity (PMID: 11062504). It is a receptor for CD70 (CD27L). Ligation of CD27 by CD70 induces strong ubiquitination of TRAF and the activation of both canonical and non-canonical NF-kappaB pathways, as well as the JNK pathway (PMID: 19426224). CD27 may also play a role in apoptosis through association with SIVA1.

## Storage

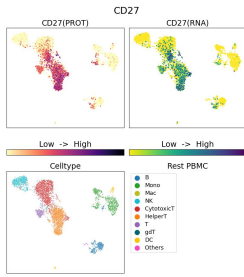
**Storage:**  
2-8°C

**Storage Buffer:**  
PBS with 1mM EDTA and 0.09% sodium azide

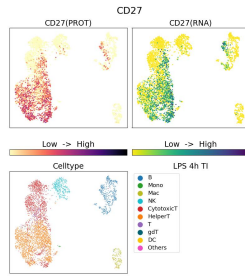
For technical support and original validation data for this product please contact:  
T: 1 (888) 4PTGLAB (1-888-478-4522) (toll free in USA), or 1(312) 455-8498 (outside USA)      E: proteintech@ptglab.com  
W: ptglab.com

This product is exclusively available under Proteintech Group brand and is not available to purchase from any other manufacturer.

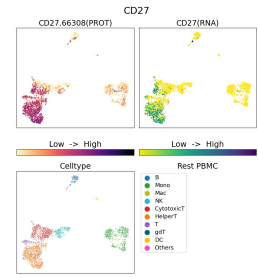
## Selected Validation Data



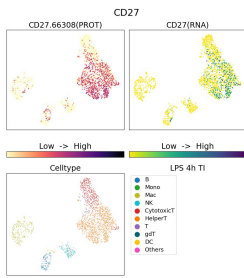
G66308-1-5C was used to stain Resting PBMC and analyzed with 10x Genomics Gene Expression Flex with Feature Barcodes and Multiplexing kit with Fix-Stain protocol.



G66308-1-5C was used to stain PBMC under 4hr LPS + TI treatment and analyzed with 10x Genomics Gene Expression Flex with Feature Barcodes and Multiplexing kit with Fix-Stain protocol.



G66308-1-5C was used to stain Resting PBMC and analyzed with 10x Genomics Gene Expression Flex with Feature Barcodes and Multiplexing kit with Stain-Fix protocol.



G66308-1-5C was used to stain PBMC under 4hr LPS + TI treatment and analyzed with 10x Genomics Gene Expression Flex with Feature Barcodes and Multiplexing kit with Stain-Fix protocol.