

For Research Use Only

FlexAble HRP Antibody Labeling Kit for Mouse IgG1

Catalog Number: KFA025



Product Information

Product name	FlexAble HRP Antibody Labeling Kit for Mouse IgG1
Assay type	Antibody labeling
Tested applications	IF, IHC, WB
Species Reactivity	Mouse IgG1
Antibody amount per labeling reaction	0.5 µg antibody
Conjugate	HRP
Compatible with	HRP reactive substrates and tyramide reagents

Kit Components

Component	10 rxns	50 rxns	4×50 rxns
HRP FlexLinker for Mouse IgG1	10 µL	50 µL	4×50 µL
FlexQuencher for Mouse IgG1	20 µL	100 µL	4×100 µL
FlexBuffer	100 µL	500 µL	4×500 µL

Package

10/50/4×50 reactions

Storage Condition

Store for 6 months at -20°C upon receipt. Avoid exposure to light.

FAQ

Q: What are the FlexLinker, FlexQuencher and FlexBuffer?

A: The FlexLinker is a small polypeptide to which dyes are covalently conjugated that can label unconjugated primary antibodies. The FlexQuencher is an Fc-containing fragment that neutralizes the excess FlexLinker. The FlexBuffer is a PBS-based buffer.

Q: What is the largest quantity I can label?

A: With a standard kit size (50 reactions), you can label 25 µg of one antibody or up to 50 different antibodies. You can easily scale up the antibody amount per labeling approach.

Q: What is the lowest concentration of my primary antibody that I can use?

A: Our protocol uses 0.5 µg of primary antibody in 7 µL, which ends up at 0.07 mg/mL. If the concentration of your antibody is lower, you can also use a larger volume than 7 µL.

Q: Can I label primary antibodies stored in BSA, glycerol, Tris buffer and/or preservatives?

A: Yes, FlexAble Antibody Labeling Kits have been validated with carriers and amine buffers. Neither BSA nor amine buffers, in any chosen concentration, interfere with the labeling. 50% glycerol as well as preservatives like sodium azide are also compatible with the kit.

Q: How many different primary antibodies can I label with one kit?

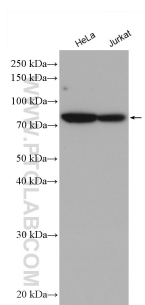
A: You can label up to 50 different antibodies with our FlexAble 50 rxn Kit, and up to 10 antibodies with our FlexAble 10 rxn Kit.

Q: Will I observe cross-reactivity/leaking when I use two FlexAble-labeled antibodies from the same species during multiplexing?

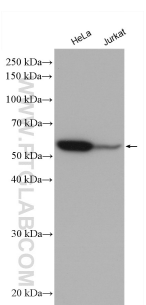
A: FlexAble labels primary antibodies with a high affinity FlexLinker. Dissociation of FlexLinker from one antibody and association to another antibody is rare. If you observe leaking, we recommend adding more FlexQuencher to remove unbound FlexLinker, or you can try sequential staining of the labeled antibodies.

[More FAQs](#)

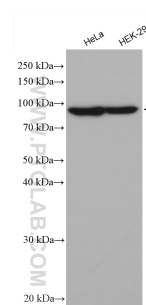
Validation Data



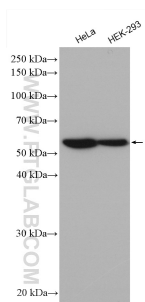
Various cell lysates were subject to SDS PAGE followed by western blot with anti-HSPA5 antibody (66574-1-Ig) labeled with FlexAble HRP Antibody Labeling Kit for Mouse IgG1 (KFA025).




Various cell lysates were subjected to SDS PAGE followed by western blot with anti-Vimentin antibody (60330-1-Ig) labeled with FlexAble HRP Antibody Labeling Kit for Mouse IgG1 (KFA025).



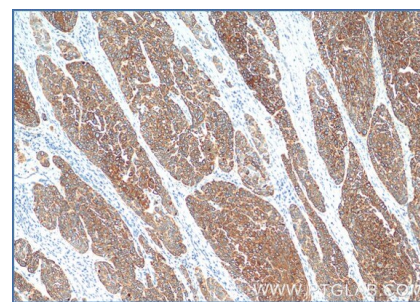
Various cell lysates were subjected to SDS PAGE followed by western blot with anti-Beta Catenin antibody (66379-1-Ig) labeled with FlexAble HRP Antibody Labeling Kit for Mouse IgG1 (KFA025).



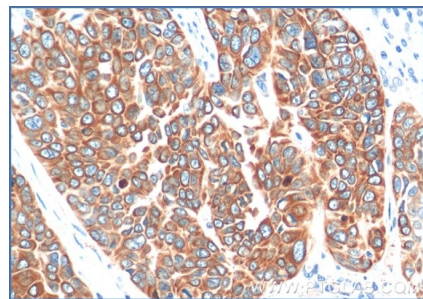
Various cell lysates were subjected to SDS PAGE followed by western blot with anti-GORASP2 antibody (66627-1-Ig) labeled with FlexAble HRP Antibody Labeling Kit for Mouse IgG1 (KFA025).



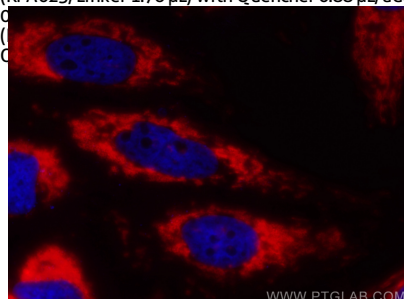
WB of HeLa and HEK-293 Cell lysates (30 µg/lane): Various cell lysates were detected with anti-Beta Catenin 66379-1-Ig, Mouse IgG1, 0.44 µg) labeled with FlexAble HRP Kit (KFA025, 0.88 µL) (Lane 1 and Lane 2); Anti- GORASP2 (66627-1-Ig, Mouse IgG1, 0.18 µg) with FlexAble HRP Kit (KFA025, 0.36 µL) (Lane 3 and Lane 4); anti-Beta Catenin (66379-1-Ig... Mouse IgG1, 0.44 µg) labeled with FlexAble HRP Kit (KFA025, Linker 1.76 µL) with Quencher 0.88 µL, add



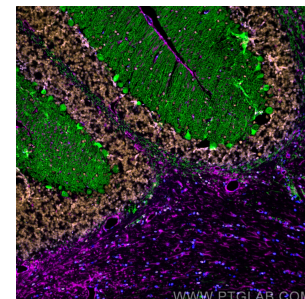
Immunohistochemical analysis of paraffin-embedded human oesophagus cancer tissue slide using anti-Cytokeratin 5 antibody (66727-1-Ig) labeled with FlexAble HRP Antibody Labeling Kit for Mouse IgG1 (KFA025). Antibody used at dilution of 1:400 under 10x & 40x lens. Heat mediated antigen retrieval performed with Tris-EDTA buffer... (pH 9.0) and DAB substrate was used for detection.



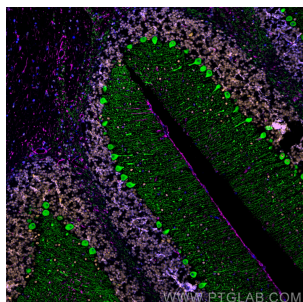
Immunohistochemical analysis of paraffin-embedded human oesophagus cancer tissue slide using anti-Cytokeratin 5 antibody (66727-1-Ig) labeled with FlexAble HRP Antibody Labeling Kit for Mouse IgG1 (KFA025). Antibody used at dilution of 1:400 under 10x & 40x lens. Heat mediated antigen retrieval performed with Tris-EDTA buffer... (pH 9.0) and DAB substrate was used for detection.



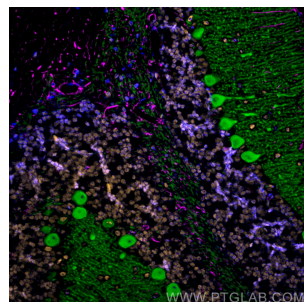
Immunofluorescence of HeLa: PFA-fixed HeLa cells were stained with anti-ATP5O antibody (66696-1-Ig) labeled with FlexAble HRP Antibody Labeling Kit for Mouse IgG1 (KFA025) and Tyramide-594 (red). Cell nuclei are in blue.



Immunofluorescence of mouse cerebellum: FFPE mouse cerebellum sections were stained with anti-Calbindin antibody (14479-1-AP, green) labeled with FlexAble HRP Antibody Labeling Kit for Rabbit IgG (KFA005) and Tyramide-488, anti-FUS antibody (68262-1-Ig, orange) labeled with FlexAble HRP Antibody Labeling Kit for Mouse IgG1 (KFA025) and Tyramide-555, and anti-GFAP antibody (60190-1-Ig, magenta) labeled with FlexAble HRP Antibody Labeling Kit for Mouse IgG2a (KFA045) and Tyramide-650. Cell nuclei are in blue.



Immunofluorescence of mouse cerebellum: FFPE mouse cerebellum sections were stained with anti-Calbindin antibody (14479-1-AP, green) labeled with FlexAble HRP Antibody Labeling Kit for Rabbit IgG (KFA005) and Tyramide-488, anti-FUS antibody (68262-1-Ig, orange) labeled with FlexAble HRP Antibody Labeling Kit for Mouse IgG1 (KFA025) and Tyramide-555, and anti-GFAP antibody (60190-1-Ig, magenta) labeled with FlexAble HRP Antibody Labeling Kit for Mouse IgG2a (KFA045) and Tyramide-650. Cell nuclei are in blue.



Immunofluorescence of mouse cerebellum: FFPE mouse cerebellum sections were stained with anti-Calbindin antibody (14479-1-AP, green) labeled with FlexAble HRP Antibody Labeling Kit for Rabbit IgG (KFA005) and Tyramide-488, anti-FUS antibody (68262-1-Ig, orange) labeled with FlexAble HRP Antibody Labeling Kit for Mouse IgG1 (KFA025) and Tyramide-555, and anti-GFAP antibody (60190-1-Ig, magenta) labeled with FlexAble HRP Antibody Labeling Kit for Mouse IgG2a (KFA045) and Tyramide-650. Cell nuclei are in blue.

For technical support and original validation data for this product please contact

T: 1 (888) 4PTGLAB(1-888-478-4522)(toll free in USA), or 1(312) 455-8498(outside USA)

E: proteintech@ptglab.com
W: ptglab.com

This product is exclusively available under Proteintech Group brand and is not available to purchase from any other manufacturer.