

FlexAble Biotin Antibody Labeling Kit for Mouse IgG2b

Catalog Number: KFA067

Description

Product name	FlexAble Biotin Antibody Labeling Kit for Mouse IgG2b
Assay type	Antibody labeling
Tested applications	IF, FC, IHC
Species Reactivity	Mouse IgG2b
Antibody amount per labeling reaction	0.5 µg antibody
Conjugate	Biotin
Compatible with	Streptavidin conjugated dyes and molecules

Product Information

Component	10 rxns	50 rxns	4×50 rxns
Biotin FlexLinker for Mouse IgG2b	10 µL	50 µL	4×50 µL
FlexQuencher for Mouse IgG2b	20 µL	100 µL	4×100 µL
FlexBuffer	100 µL	500 µL	4×500 µL

Package

10/50/4×50 reactions

Storage

Store for 1 year at -20°C or for 6 months at +4°C upon receipt. Avoid exposure to light.

Others

Q: What are the FlexLinker, FlexQuencher and FlexBuffer?

A: The FlexLinker is a small polypeptide to which dyes are covalently conjugated that can label unconjugated primary antibodies. The FlexQuencher is an Fc-containing fragment that neutralizes the excess FlexLinker. The FlexBuffer is a PBS-based buffer.

Q: What is the largest quantity I can label?

A: With a standard kit size (50 reactions), you can label 25 µg of one antibody or up to 50 different antibodies. You can easily scale up the antibody amount per labeling approach.

Q: What is the lowest concentration of my primary antibody that I can use?

A: Our protocol uses 0.5 µg of primary antibody in 7 µL, which ends up at 0.07 mg/mL. If the concentration of your antibody is lower, you can also use a larger volume than 7 µL.

Q: Can I label primary antibodies stored in BSA, glycerol, Tris buffer and/or preservatives?

A: Yes, FlexAble Antibody Labeling Kits have been validated with carriers and amine buffers. Neither BSA nor amine buffers, in any chosen concentration, interfere with the labeling. 50% glycerol as well as preservatives like sodium azide are also compatible with the kit.

Q: How many different primary antibodies can I label with one kit?

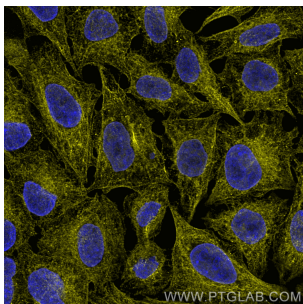
A: You can label up to 50 different antibodies with our FlexAble 50 rxn Kit, and up to 10 antibodies with our FlexAble 10 rxn Kit.

Q: Will I observe cross-reactivity/leaking when I use two FlexAble-labeled antibodies from the same species during multiplexing?

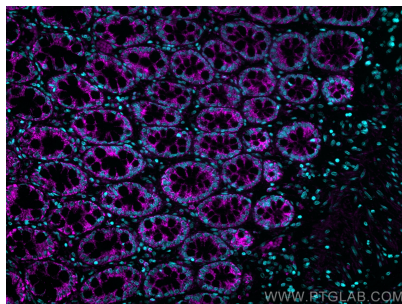
A: FlexAble labels primary antibodies with a high affinity FlexLinker. Dissociation of FlexLinker from one antibody and association to another antibody is rare. If you observe leaking, we recommend adding more FlexQuencher to remove unbound FlexLinker, or you can try sequential staining of the labeled antibodies.

[More FAQs](#)

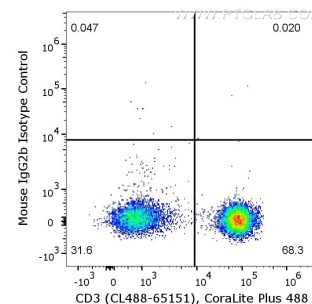
Validation Data



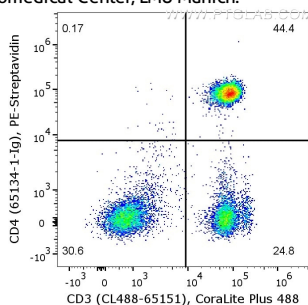
Immunofluorescence of HeLa: PFA-fixed HeLa cells were stained with anti-Tubulin β antibody labeled with FlexAble Biotin Antibody Labeling Kit for Mouse IgG2b (KFA067) and Streptavidin-ATTO 594 (yellow). Nuclei are stained with DAPI (blue). Confocal images were acquired with a 100x oil objective and post-processed. Images... were recorded at the Core Facility Bioimaging at the Biomedical Center, LMU Munich.



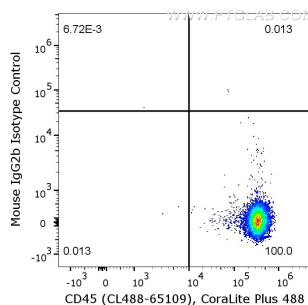
Immunofluorescence of human colon: FFPE human colon sections were stained with anti-KRT20 antibody (60183-1-Ig) labeled with FlexAble Biotin Antibody Labeling Kit for Mouse IgG2b (KFA067) and Streptavidin-650 (magenta). Cell nuclei are in blue.



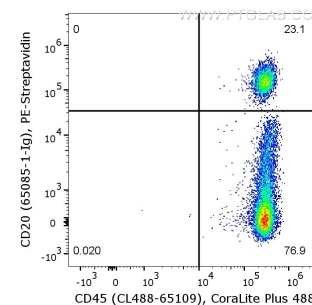
Flow cytometry of PBMC. 1×10^6 human PBMC were stained with either mouse IgG2b isotype control or anti-human CD4 antibody (65134-1-Ig), which are labeled with FlexAble Biotin Antibody Labeling Kit for Mouse IgG2b (KFA067) and Streptavidin-PE. Cells were co-stained with anti-human CD3 antibody (CL488-65151). Cells are not... fixed, lymphocytes are gated.



Flow cytometry of PBMC. 1×10^6 human PBMC were stained with either mouse IgG2b isotype control or anti-human CD4 antibody (65134-1-Ig), which are labeled with FlexAble Biotin Antibody Labeling Kit for Mouse IgG2b (KFA067) and Streptavidin-PE. Cells were co-stained with anti-human CD3 antibody (CL488-65151). Cells are not... fixed, lymphocytes are gated.



Flow cytometry of PBMC. 1×10^6 human PBMC were stained with either mouse IgG2b isotype control or anti-human CD20 antibody (65085-1-Ig), which are labeled with FlexAble Biotin Antibody Labeling Kit for Mouse IgG2b (KFA067) and Streptavidin-PE. Cells were co-stained with anti-human CD45 antibody (CL488-65109). Cells... are not fixed, lymphocytes are gated.



Flow cytometry of PBMC. 1×10^6 human PBMC were stained with either mouse IgG2b isotype control or anti-human CD20 antibody (65085-1-Ig), which are labeled with FlexAble Biotin Antibody Labeling Kit for Mouse IgG2b (KFA067) and Streptavidin-PE. Cells were co-stained with anti-human CD45 antibody (CL488-65109). Cells... are not fixed, lymphocytes are gated.

For technical support and original validation data for this product please contact

T: 1 (888) 4PTGLAB(1-888-478-4522)(toll free in USA), or
1(312) 455-8498(outside USA)

E: proteintech@ptglab.com
W: ptglab.com

This product is exclusively available under
Proteintech Group brand and is not available
to purchase from any other manufacturer.