

# IHCeasy<sup>®</sup> P62,SQSTM1 Ready-To-Use IHC Kit

Catalog Number: **KHC0058**

## General Information

Sample type:  
FFPE tissue  
Cited sample type:  
Reactivity:  
Human  
Cited Reactivity:

Assay type:  
Immunohistochemistry  
Primary antibody type:  
Mouse Monoclonal  
Secondary antibody type:  
Polymer-HRP-Goat anti-Mouse

## Kit Component

Component	Size	Concentration
Antigen Retrieval Buffer	100 mL	50×
Washing Buffer	100 mL ×2	20×
Blocking Buffer	5 mL	RTU
Primary Antibody	5 mL	RTU
Secondary Antibody	5 mL	RTU
Chromogen Component A	0.2 mL	RTU
Chromogen Component B	4 mL	RTU
Signal Enhancer	5 mL	RTU
Counter Staining Reagent	5 mL	RTU
Mounting Media	5 mL	RTU
Control Slide	1 slide (Optional)	FFPE
Datasheet	1 Copy	
Manual	1 Copy	

## Storage Instructions

All the reagents are stored at 2-8°C. The kit is stable for 6 months from the date of receipt.

## Background

Sequestosome 1 (SQSTM1/p62) is a multifunctional adaptor protein implicated in selective autophagy, cell signaling pathways, and tumorigenesis. p62 has been implicated in shuttling ubiquitinated and sometimes aggregated proteins for autophagic degradation. As a autophagy-specific substrate, p62 is degraded during the autophagic process, which makes intracellular level of p62 as a marker for autophagy flux. p62 is a component of inclusion bodies/ protein aggregates found in human diseases, including Huntington's disease, Alzheimer's disease, Parkinson's disease in the brain, and nephropathic cystinosis in kidney.

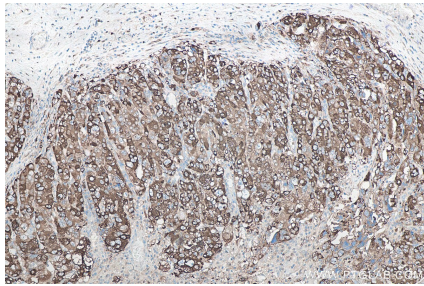
## Synonyms

A170, EBIAP, ORCA, OSIL, p60, P62, P62/SQSTM1, P62;SQSTM1, p62B, PDB3, sequestosome 1, SQSTM1, Ubiquitin binding protein p62, ZIP3

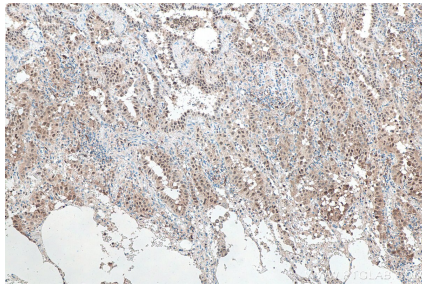
For technical support and original validation data for this product please contact:  
T: 1 (888) 4PTGLAB (1-888-478-4522) (toll free in USA), or 1(312) 455-8498 (outside USA)  
E: [proteintech@ptglab.com](mailto:proteintech@ptglab.com)  
W: [ptglab.com](http://ptglab.com)

This product is exclusively available under Proteintech Group brand and is not available to purchase from any other manufacturer.

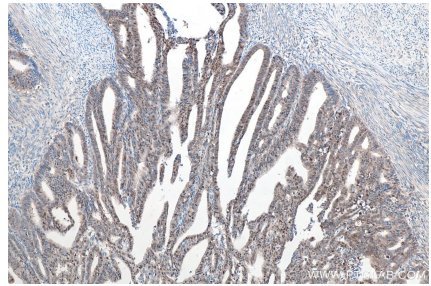
## Selected Validation Data



Immunohistochemical analysis of paraffin-embedded human liver cancer tissue slide using KHC0058 (P62,SQSTM1 IHC Kit).



Immunohistochemical analysis of paraffin-embedded human lung cancer tissue slide using KHC0058 (P62,SQSTM1 IHC Kit).



Immunohistochemical analysis of paraffin-embedded human endometrial cancer tissue slide using KHC0058 (P62,SQSTM1 IHC Kit).