

IHCeasy Glycophorin A Ready-To-Use IHC Kit

Catalog Number: **KHC0076**

General Information

Sample type:
FFPE tissue
Cited sample type:
Reactivity:
Human
Cited Reactivity:

Assay type:
Immunohistochemistry
Primary antibody type:
Mouse Monoclonal
Secondary antibody type:
Polymer-HRP-Goat anti-Mouse

Kit Component

Component	Size	Concentration
Antigen Retrieval Buffer	100 mL	50×
Washing Buffer	100 mL ×2	20×
Blocking Buffer	5 mL	RTU
Primary Antibody	5 mL	RTU
Secondary Antibody	5 mL	RTU
Chromogen Component A	0.2 mL	RTU
Chromogen Component B	4 mL	RTU
Signal Enhancer	5 mL	RTU
Counter Staining Reagent	5 mL	RTU
Mounting Media	5 mL	RTU
Control Slide	1 slide (Optional)	FFPE
Datasheet	1 Copy	
Manual	1 Copy	

Storage Instructions

All the reagents are stored at 2-8°C. The kit is stable for 6 months from the date of receipt.

Background

Glycophorin A (GYPA) is the major transmembrane sialoglycoprotein in erythrocytes (displaying about one million copies per cell). It is a dimeric type I transmembrane protein carrying 15 closely clustered O-linked tetrasaccharides capped with sialic acid/N-acetylneuraminic acid (Neu5Ac).

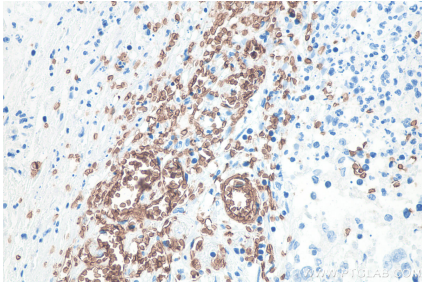
Synonyms

CD235a, Glycophorin A, GPA, GP_Erik, Gp_{Mi}III, GPSAT, GYPA, HGp_{Mi}III, HGp_{Mi}V, HGp_{Mi}X, HGp_{Mi}XI, HGp_{Sta}(C), MN, MN sialoglycoprotein, MNS, PAS 2, Sialoglycoprotein alpha

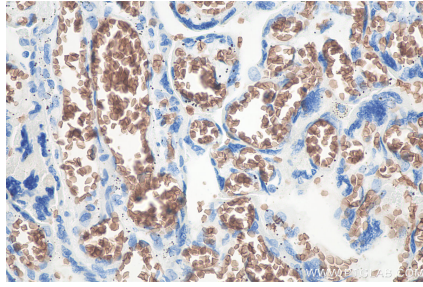
For technical support and original validation data for this product please contact:
T: 1 (888) 4PTGLAB (1-888-478-4522) (toll free in USA), or 1(312) 455-8498 (outside USA)
E: proteintech@ptglab.com
W: ptglab.com

This product is exclusively available under Proteintech Group brand and is not available to purchase from any other manufacturer.

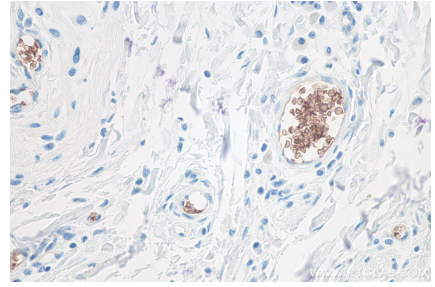
Selected Validation Data



Immunohistochemical analysis of paraffin-embedded human stomach cancer tissue slide using KHC0076 (Glycophorin A IHC Kit).



Immunohistochemical analysis of paraffin-embedded human placenta tissue slide using KHC0076 (Glycophorin A IHC Kit).



Immunohistochemical analysis of paraffin-embedded human colon cancer tissue slide using KHC0076 (Glycophorin A IHC Kit).