

IHC*easy* ICAM-1 Ready-To-Use IHC Kit

Catalog Number: **KHC0080**

General Information

Sample type:
FFPE tissue

Cited sample type:

Reactivity:
Human

Cited Reactivity:

Assay type:
Immunohistochemistry

Primary antibody type:
Mouse Monoclonal

Secondary antibody type:
Polymer-HRP-Goat anti-Mouse

Kit Component

Component	Size	Concentration
Antigen Retrieval Buffer	100 mL	50×
Washing Buffer	100 mL ×2	20×
Blocking Buffer	5 mL	RTU
Primary Antibody	5 mL	RTU
Secondary Antibody	5 mL	RTU
Chromogen Component A	0.2 mL	RTU
Chromogen Component B	4 mL	RTU
Signal Enhancer	5 mL	RTU
Counter Staining Reagent	5 mL	RTU
Mounting Media	5 mL	RTU
Control Slide	1 slide (Optional)	FFPE
Datasheet	1 Copy	
Manual	1 Copy	

Storage Instructions

All the reagents are stored at 2-8°C. The kit is stable for 6 months from the date of receipt.

Background

ICAM-1 (CD54) is a 90-kDa transmembrane glycoprotein of the immunoglobulin superfamily and is critical for the firm attachment and transmigration of leukocytes out of blood vessels and into tissues (PMID: 19307690). ICAM-1 is expressed by several cell types, typically on endothelial cells and cells of the immune system, and its expression can be up-regulated by various stimuli, including TNF- α , INF- γ , IL-1 and thrombin (PMID: 3086451; 9694714; 15979056). It is a ligand for LFA-1 and Mac-1, serves as a receptor for rhinovirus, and is one of several receptors used by *Plasmodium falciparum* (PMID: 2566624; 2538244; 2475784).


Synonyms

BB2, CD54, ICAM 1, ICAM1, ICAM-1, P3.58


Selected Validation Data




Immunohistochemical analysis of paraffin-embedded human tonsillitis tissue slide using KHC0080 (ICAM-1 IHC Kit).



Immunohistochemical analysis of paraffin-embedded human liver cancer tissue slide using KHC0080 (ICAM-1 IHC Kit).



Immunohistochemical analysis of paraffin-embedded human liver cancer tissue slide using KHC0080 (ICAM-1 IHC Kit).



Immunohistochemical analysis of paraffin-embedded human colon cancer tissue slide using KHC0080 (ICAM-1 IHC Kit).