

IHC*easy* FOXO1 Ready-To-Use IHC Kit

Catalog Number: **KHC0328**

General Information

Sample type:
FFPE tissue

Cited sample type:

Reactivity:
Human, Mouse, Rat

Cited Reactivity:

Assay type:
Immunohistochemistry

Primary antibody type:
Rabbit Polyclonal

Secondary antibody type:
Polymer-HRP-Goat anti-Rabbit

Kit Component

Component	Size	Concentration
Antigen Retrieval Buffer	100 mL	50×
Washing Buffer	100 mL × 2	20×
Blocking Buffer	5 mL	RTU
Primary Antibody	5 mL	RTU
Secondary Antibody	5 mL	RTU
Chromogen Component A	0.2 mL	RTU
Chromogen Component B	4 mL	RTU
Signal Enhancer	5 mL	RTU
Counter Staining Reagent	5 mL	RTU
Mounting Media	5 mL	RTU
Control Slide	1 slide (Optional)	FFPE
Datasheet	1 Copy	
Manual	1 Copy	

Storage Instructions

All the reagents are stored at 2-8°C. The kit is stable for 6 months from the date of receipt.

Background

FOXO1, also named as FOXO1A, FKHR and FKH1, is a member of the FOXO subfamily of Forkhead transcription factors. FOXO1 is a transcription factor which acts as a regulator of cell responses to oxidative stress. FOXO1 interacts with LRPPRC and SIRT1. In the presence of KIRT1, FOXO1 mediates down-regulation of cyclin D1 and up-regulation of CDKN1B levels which are required for cell transition from proliferative growth to quiescence. FOXO1 contains three predicted protein kinase B phosphorylation sites (Thr-24, Ser-256, and Ser-319) that are conserved in other FOXO proteins. The t(2;13) and the variant t(1;13) translocations generate PAX3/FKHR and PAX7/FKHR fusion proteins respectively. The resulting protein is a transcriptional activator. Defects in FOXO1 are a cause of rhabdomyosarcoma type 2 (RMS2).

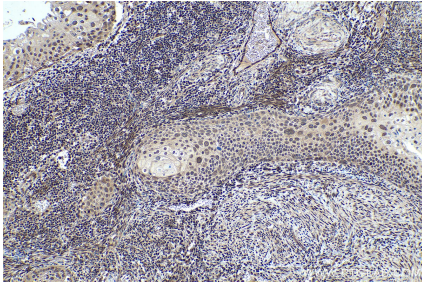
Synonyms

FKH1, FKHR, forkhead box O1, Forkhead box protein O1, Forkhead box protein O1A, Forkhead in rhabdomyosarcoma, FOXO1, FOXO1A

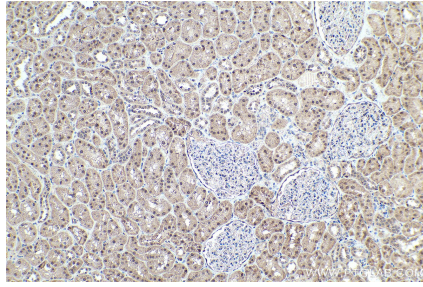
For technical support and original validation data for this product please contact:
T: 1 (888) 4PTGLAB (1-888-478-4522) (toll free in USA), or 1(312) 455-8498 (outside USA)
E: proteintech@ptglab.com
W: ptglab.com

This product is exclusively available under Proteintech Group brand and is not available to purchase from any other manufacturer.

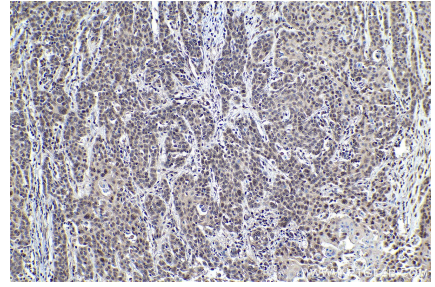
Selected Validation Data



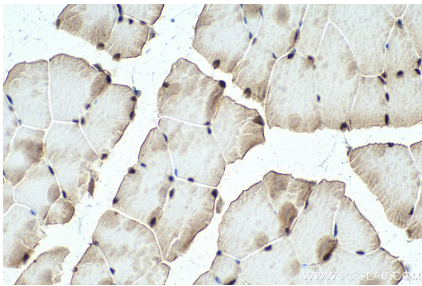
Immunohistochemical analysis of paraffin-embedded human cervical cancer tissue slide using KHC0328 (FOXO1 IHC Kit).



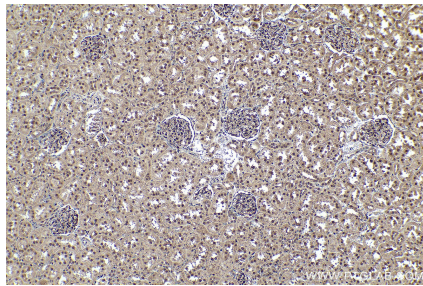
Immunohistochemical analysis of paraffin-embedded human kidney tissue slide using KHC0328 (FOXO1 IHC Kit).



Immunohistochemical analysis of paraffin-embedded human oesophagus cancer tissue slide using KHC0328 (FOXO1 IHC Kit).



Immunohistochemical analysis of paraffin-embedded mouse skeletal muscle tissue slide using KHC0328 (FOXO1 IHC Kit).



Immunohistochemical analysis of paraffin-embedded rat kidney tissue slide using KHC0328 (FOXO1 IHC Kit).