

# IHC*easy* CNN3 Ready-To-Use IHC Kit

Catalog Number: **KHC0892**

## General Information

**Sample type:**  
FFPE tissue

**Cited sample type:**

**Reactivity:**  
Human, Mouse, Rat

**Cited Reactivity:**

**Assay type:**  
Immunohistochemistry

**Primary antibody type:**  
Rabbit Polyclonal

**Secondary antibody type:**  
Polymer-HRP-Goat anti-Rabbit

## Kit Component

Component	Size	Concentration
Antigen Retrieval Buffer	100 mL	50×
Washing Buffer	100 mL ×2	20×
Blocking Buffer	5 mL	RTU
Primary Antibody	5 mL	RTU
Secondary Antibody	5 mL	RTU
Chromogen Component A	0.2 mL	RTU
Chromogen Component B	4 mL	RTU
Signal Enhancer	5 mL	RTU
Counter Staining Reagent	5 mL	RTU
Mounting Media	5 mL	RTU
Control Slide	1 slide (Optional)	FFPE
Datasheet	1 Copy	
Manual	1 Copy	

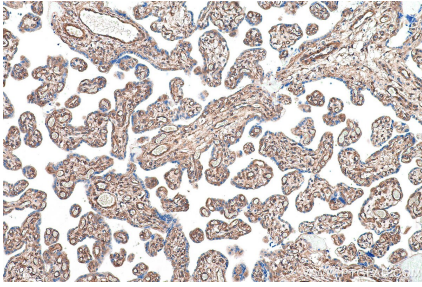
## Storage Instructions

All the reagents are stored at 2-8°C. The kit is stable for 6 months from the date of receipt.

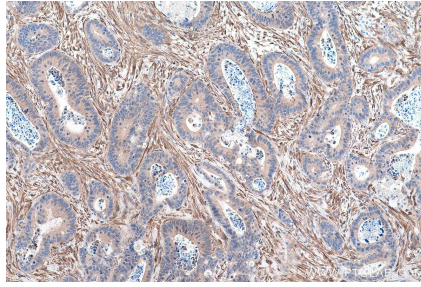
## Synonyms

Calponin 3, calponin 3, acidic, Calponin, acidic isoform, CNN3

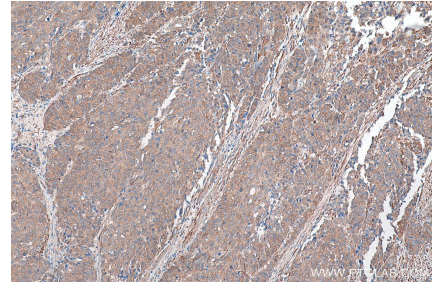
## Selected Validation Data



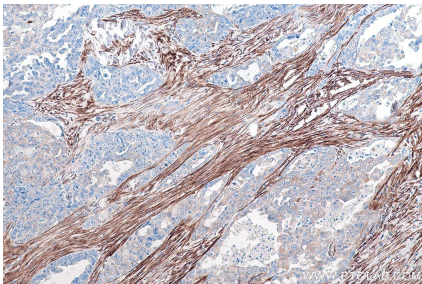
Immunohistochemical analysis of paraffin-embedded human placenta tissue slide using KHC0892 (CNN3 IHC Kit).



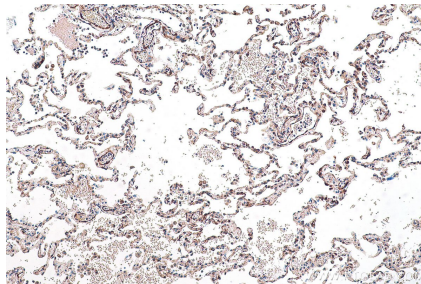
Immunohistochemical analysis of paraffin-embedded human colon cancer tissue slide using KHC0892 (CNN3 IHC Kit).



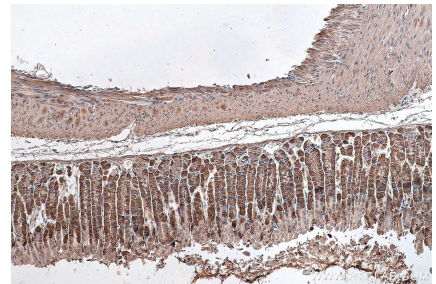
Immunohistochemical analysis of paraffin-embedded human stomach cancer tissue slide using KHC0892 (CNN3 IHC Kit).



Immunohistochemical analysis of paraffin-embedded human ovary tumor tissue slide using KHC0892 (CNN3 IHC Kit).



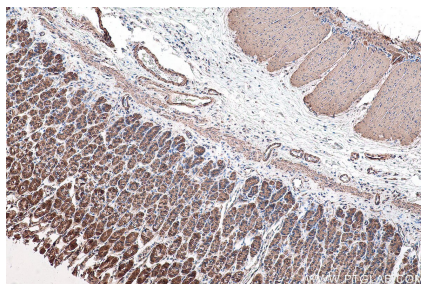
Immunohistochemical analysis of paraffin-embedded human lung tissue slide using KHC0892 (CNN3 IHC Kit).



Immunohistochemical analysis of paraffin-embedded mouse stomach tissue slide using KHC0892 (CNN3 IHC Kit).



Immunohistochemical analysis of paraffin-embedded mouse colon tissue slide using KHC0892 (CNN3 IHC Kit).



Immunohistochemical analysis of paraffin-embedded rat stomach tissue slide using KHC0892 (CNN3 IHC Kit).



Immunohistochemical analysis of paraffin-embedded rat colon tissue slide using KHC0892 (CNN3 IHC Kit).