

IHC*easy* NARS Ready-To-Use IHC Kit

Catalog Number: **KHC0907**

General Information

Sample type:
FFPE tissue
Cited sample type:
Reactivity:
Human
Cited Reactivity:

Assay type:
Immunohistochemistry
Primary antibody type:
Mouse Monoclonal
Secondary antibody type:
Polymer-HRP-Goat anti-Mouse

Kit Component

Component	Size	Concentration
Antigen Retrieval Buffer	100 mL	50×
Washing Buffer	100 mL ×2	20×
Blocking Buffer	5 mL	RTU
Primary Antibody	5 mL	RTU
Secondary Antibody	5 mL	RTU
Chromogen Component A	0.2 mL	RTU
Chromogen Component B	4 mL	RTU
Signal Enhancer	5 mL	RTU
Counter Staining Reagent	5 mL	RTU
Mounting Media	5 mL	RTU
Control Slide	1 slide (Optional)	FFPE
Datasheet	1 Copy	
Manual	1 Copy	

Storage Instructions

All the reagents are stored at 2-8°C. The kit is stable for 6 months from the date of receipt.

Background

Asparagine-tRNA ligase (NARS) belongs to the class-II aminoacyl-tRNA synthetase family. Catalyzes the attachment of asparagine to tRNA(Asn) in a two-step reaction: asparagine is first activated by ATP to form Asn-AMP and then transferred to the acceptor end of tRNA(Asn). In addition to its essential role in protein synthesis, acts as a signaling molecule that induced migration of CCR3-expressing cells. The NARS levels were higher in tumor tissues compared with adjacent normal tissues, and positively associated with LN metastasis. NARS may serve as a potential biomarker for lung adenocarcinoma (ADC) diagnosis/prognosis.

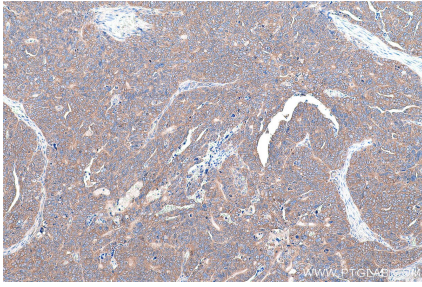
Synonyms

ASNRS, Asparagine tRNA ligase, asparaginyl tRNA synthetase, NARS, NARS1

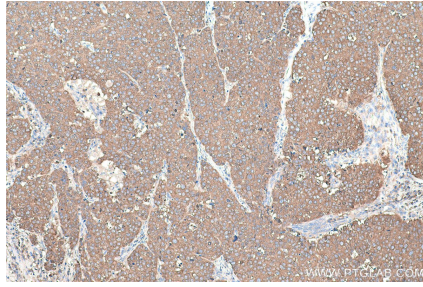
For technical support and original validation data for this product please contact:
T: 1 (888) 4PTGLAB (1-888-478-4522) (toll free in USA), or 1(312) 455-8498 (outside USA)
E: proteintech@ptglab.com
W: ptglab.com

This product is exclusively available under Proteintech Group brand and is not available to purchase from any other manufacturer.

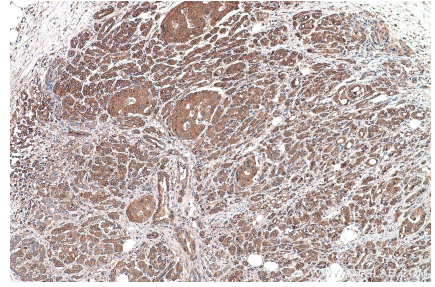
Selected Validation Data



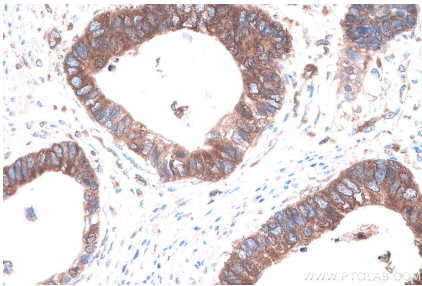
Immunohistochemical analysis of paraffin-embedded human ovary tumor tissue slide using KHC0907 (NARS IHC Kit).



Immunohistochemical analysis of paraffin-embedded human stomach cancer tissue slide using KHC0907 (NARS IHC Kit).



Immunohistochemical analysis of paraffin-embedded human pancreas cancer tissue slide using KHC0907 (NARS IHC Kit).



Immunohistochemical analysis of paraffin-embedded human urothelial carcinoma tissue slide using KHC0907 (NARS IHC Kit).