

IHC*easy* GRN Ready-To-Use IHC Kit

Catalog Number: **KHC1132**

General Information

Sample type:
FFPE tissue
Cited sample type:
Reactivity:
Human
Cited Reactivity:

Assay type:
Immunohistochemistry
Primary antibody type:
Rabbit Polyclonal
Secondary antibody type:
Polymer-HRP-Goat anti-Rabbit

Kit Component

Component	Size	Concentration
Antigen Retrieval Buffer	100 mL	50×
Washing Buffer	100 mL ×2	20×
Blocking Buffer	5 mL	RTU
Primary Antibody	5 mL	RTU
Secondary Antibody	5 mL	RTU
Chromogen Component A	0.2 mL	RTU
Chromogen Component B	4 mL	RTU
Signal Enhancer	5 mL	RTU
Counter Staining Reagent	5 mL	RTU
Mounting Media	5 mL	RTU
Control Slide	1 slide (Optional)	FFPE
Datasheet	1 Copy	
Manual	1 Copy	

Storage Instructions

All the reagents are stored at 2-8°C. The kit is stable for 6 months from the date of receipt.

Background

GRN, also known as PGRN or PCDFG, is a cysteine-rich protein. PGRN is a unique growth factor that plays an important role in cutaneous wound healing. It has an anti-inflammatory effect and promotes cell proliferation. When PCDFG is degraded to several 6-25 kDa fragments, called granulins (GRNs) by neutrophil proteases, a pro-inflammatory reaction occurs. PGRN is widely expressed, particularly in epithelial cells, immune cells, neurons, and chondrocytes. High levels of PGRN expression have been reported in human cancers, and its expression is closely correlated with the development and metastasis of several cancers. The recent discovery that mutations in the gene encoding for pro-granulin (GRN) cause frontotemporal lobar degeneration (FTLD), and other neurodegenerative diseases leading to dementia, has brought renewed interest in progranulin and its functions in the central nervous system.

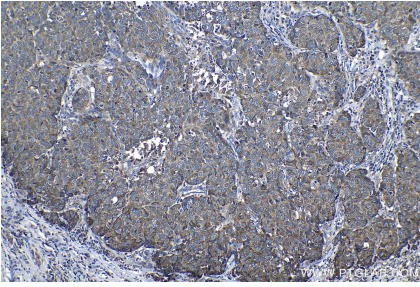
Synonyms

acroganin, GEP, GP88, granulin, Granulin A Granulin 5, Granulin B Granulin 4, Granulin C Granulin 6, Granulin D Granulin 7, Granulin E, Granulin F Granulin 3, Granulin G Granulin 2, Granulins, GRN, PCDFG, PEPI, PGRN, Proepithelin

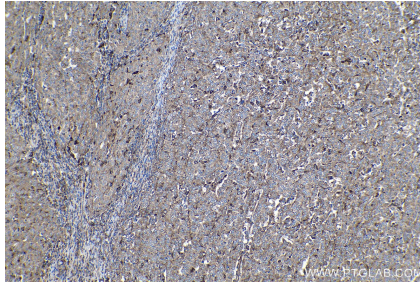
For technical support and original validation data for this product please contact:
T: 1 (888) 4PTGLAB (1-888-478-4522) (toll free in USA), or 1(312) 455-8498 (outside USA)
E: proteintech@ptglab.com
W: ptglab.com

This product is exclusively available under Proteintech Group brand and is not available to purchase from any other manufacturer.

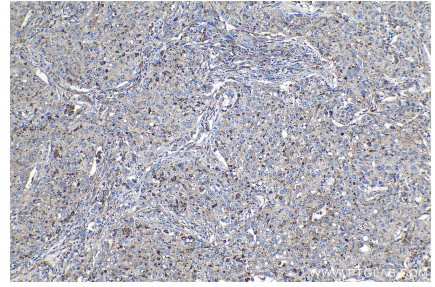
Selected Validation Data



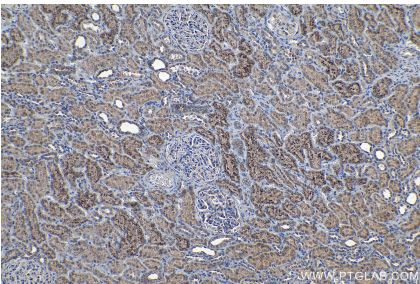
Immunohistochemical analysis of paraffin-embedded human stomach cancer tissue slide using KHC1132 (GRN IHC Kit).



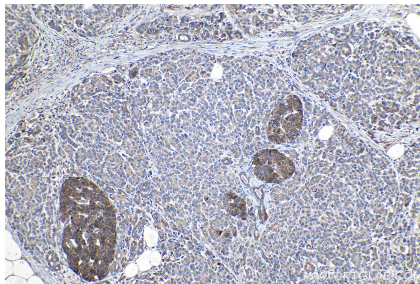
Immunohistochemical analysis of paraffin-embedded human ovary tumor tissue slide using KHC1132 (GRN IHC Kit).



Immunohistochemical analysis of paraffin-embedded human lung cancer tissue slide using KHC1132 (GRN IHC Kit).



Immunohistochemical analysis of paraffin-embedded human kidney tissue slide using KHC1132 (GRN IHC Kit).



Immunohistochemical analysis of paraffin-embedded human pancreas cancer tissue slide using KHC1132 (GRN IHC Kit).