

IHC*easy* VEGFC Ready-To-Use IHC Kit

Catalog Number: **KHC1323**

General Information

Sample type:
FFPE tissue

Cited sample type:

Reactivity:
Human, Mouse

Cited Reactivity:

Assay type:
Immunohistochemistry

Primary antibody type:
Rabbit Polyclonal

Secondary antibody type:
Polymer-HRP-Goat anti-Rabbit

Kit Component

Component	Size	Concentration
Antigen Retrieval Buffer	100 mL	50×
Washing Buffer	100 mL ×2	20×
Blocking Buffer	5 mL	RTU
Primary Antibody	5 mL	RTU
Secondary Antibody	5 mL	RTU
Chromogen Component A	0.2 mL	RTU
Chromogen Component B	4 mL	RTU
Signal Enhancer	5 mL	RTU
Counter Staining Reagent	5 mL	RTU
Mounting Media	5 mL	RTU
Control Slide	1 slide (Optional)	FFPE
Datasheet	1 Copy	
Manual	1 Copy	

Storage Instructions

All the reagents are stored at 2-8°C. The kit is stable for 6 months from the date of receipt.

Background

VEGFC is a member of the platelet-derived growth factor / vascular endothelial growth factor (PDGF/VEGF) family. The main function of VEGFC is to promote the growth of lymphatic vessels (lymphangiogenesis). It acts on lymphatic endothelial cells (LECs) primarily via its receptor VEGFR-3 promoting survival, growth, and migration.

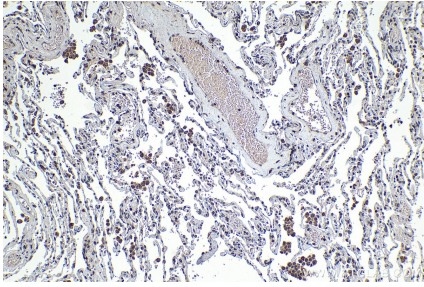
Synonyms

Flt4 L, Flt4 ligand, VEGF C, VEGFC, VRP

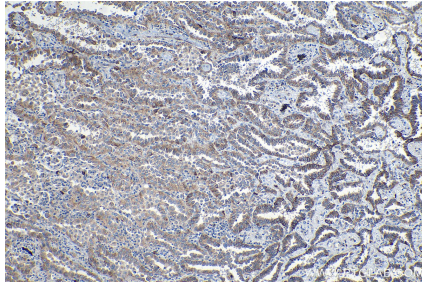
For technical support and original validation data for this product please contact:
T: 1 (888) 4PTGLAB (1-888-478-4522) (toll free in USA), or 1(312) 455-8498 (outside USA) E: proteintech@ptglab.com W: ptglab.com

This product is exclusively available under Proteintech Group brand and is not available to purchase from any other manufacturer.

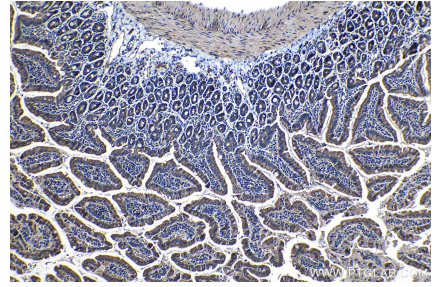
Selected Validation Data



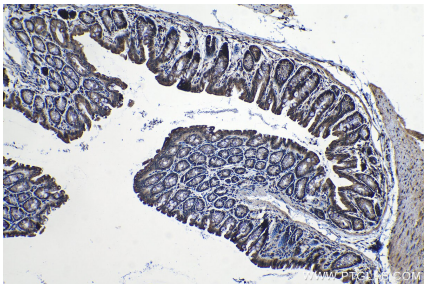
Immunohistochemical analysis of paraffin-embedded human lung tissue slide using KHC1323 (VEGFC IHC Kit).



Immunohistochemical analysis of paraffin-embedded human lung cancer tissue slide using KHC1323 (VEGFC IHC Kit).



Immunohistochemical analysis of paraffin-embedded mouse small intestine tissue slide using KHC1323 (VEGFC IHC Kit).



Immunohistochemical analysis of paraffin-embedded mouse colon tissue slide using KHC1323 (VEGFC IHC Kit).