

# IHC*easy* GANP Ready-To-Use IHC Kit

Catalog Number: **KHC1464**

## General Information

**Sample type:**  
FFPE tissue

**Cited sample type:**

**Reactivity:**  
Human, Mouse, Rat

**Cited Reactivity:**

**Assay type:**  
Immunohistochemistry

**Primary antibody type:**  
Rabbit Polyclonal

**Secondary antibody type:**  
Polymer-HRP-Goat anti-Rabbit

## Kit Component

Component	Size	Concentration
Antigen Retrieval Buffer	100 mL	50×
Washing Buffer	100 mL ×2	20×
Blocking Buffer	5 mL	RTU
Primary Antibody	5 mL	RTU
Secondary Antibody	5 mL	RTU
Chromogen Component A	0.2 mL	RTU
Chromogen Component B	4 mL	RTU
Signal Enhancer	5 mL	RTU
Counter Staining Reagent	5 mL	RTU
Mounting Media	5 mL	RTU
Control Slide	1 slide (Optional)	FFPE
Datasheet	1 Copy	
Manual	1 Copy	

## Storage Instructions

All the reagents are stored at 2-8°C. The kit is stable for 6 months from the date of receipt.

## Background

The minichromosome maintenance protein 3 (MCM3) is one of the MCM proteins essential for the initiation of DNA replication. MCM3AP is MCM3 associated protein, and it has phosphorylation-dependent DNA-primase activity, which was up-regulated in antigen immunization induced germinal center. The mutagenesis of a nuclear localization signal of MCM3 affects the binding of this protein with MCM3, suggesting that MCM3AP may also facilitate MCM3 nuclear localization. Besides, MCM3AP is an acetyltransferase containing putative acetyl CoA binding motifs conserved within the GCN5-related N-acetyltransferase superfamily.

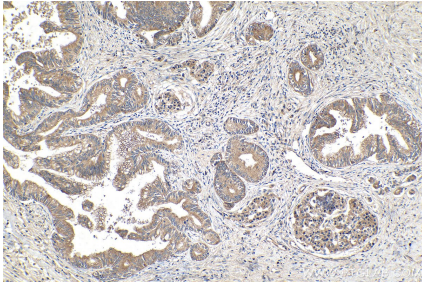
## Synonyms

80 kDa MCM3 associated protein, GANP, KIAA0572, MAP80, MCM3AP, Protein GANP

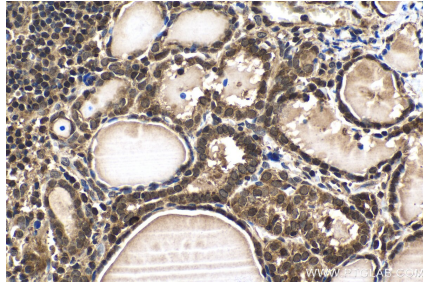
For technical support and original validation data for this product please contact:  
T: 1 (888) 4PTGLAB (1-888-478-4522) (toll free in USA), or 1(312) 455-8498 (outside USA)  
E: [proteintech@ptglab.com](mailto:proteintech@ptglab.com)  
W: [ptglab.com](http://ptglab.com)

This product is exclusively available under Proteintech Group brand and is not available to purchase from any other manufacturer.

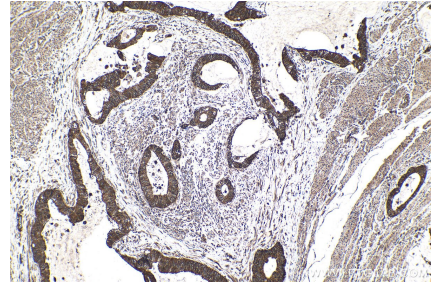
## Selected Validation Data



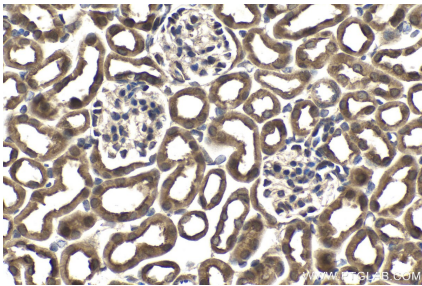
Immunohistochemical analysis of paraffin-embedded human pancreas cancer tissue slide using KHC1464 (GANP IHC Kit).



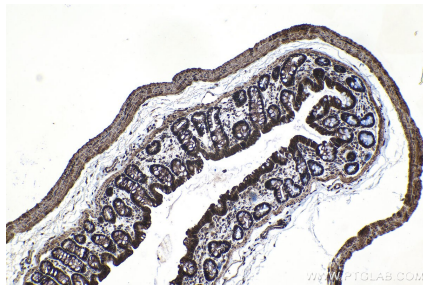
Immunohistochemical analysis of paraffin-embedded human thyroid cancer tissue slide using KHC1464 (GANP IHC Kit).



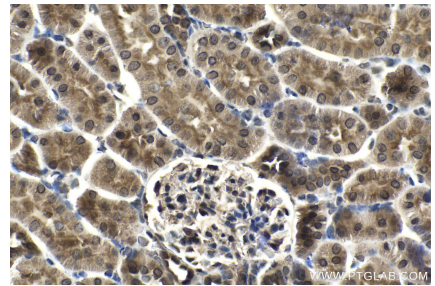
Immunohistochemical analysis of paraffin-embedded human urothelial carcinoma tissue slide using KHC1464 (GANP IHC Kit).



Immunohistochemical analysis of paraffin-embedded mouse kidney tissue slide using KHC1464 (GANP IHC Kit).



Immunohistochemical analysis of paraffin-embedded rat colon tissue slide using KHC1464 (GANP IHC Kit).



Immunohistochemical analysis of paraffin-embedded rat kidney tissue slide using KHC1464 (GANP IHC Kit).