

IHC*easy* ADRM1 Ready-To-Use IHC Kit

Catalog Number: **KHC1757**

General Information

Sample type:
FFPE tissue

Cited sample type:

Reactivity:
Human, Mouse, Rat

Cited Reactivity:

Assay type:
Immunohistochemistry

Primary antibody type:
Mouse Monoclonal

Secondary antibody type:
Polymer-HRP-Goat anti-Mouse

Kit Component

Component	Size	Concentration
Antigen Retrieval Buffer	100 mL	50×
Washing Buffer	100 mL ×2	20×
Blocking Buffer	5 mL	RTU
Primary Antibody	5 mL	RTU
Secondary Antibody	5 mL	RTU
Chromogen Component A	0.2 mL	RTU
Chromogen Component B	4 mL	RTU
Signal Enhancer	5 mL	RTU
Counter Staining Reagent	5 mL	RTU
Mounting Media	5 mL	RTU
Control Slide	1 slide (Optional)	FFPE
Datasheet	1 Copy	
Manual	1 Copy	

Storage Instructions

All the reagents are stored at 2-8°C. The kit is stable for 6 months from the date of receipt.

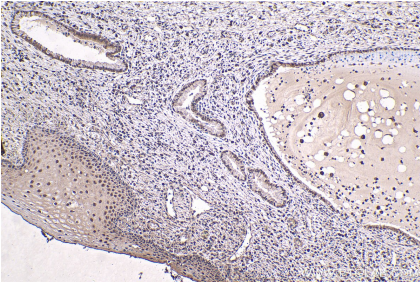
Background

The 26S proteasome is a key component of the ubiquitin-proteasome system, a process responsible for the majority of cellular protein degradation. hRpn13 (also termed ADRM1 or GP110) is a novel 46-kDa subunit of its 19S regulatory complex. hRpn13 binds directly to the proteasome-associated deubiquitinating enzyme, UCH37, and enhances its isopeptidase activity. Overexpression of hRpn13 promotes the activity of the ubiquitin-proteasome system and modulates the influence of osteoblasts on osteoclasts by controlling the stability of regulatory proteins in osteoblasts.

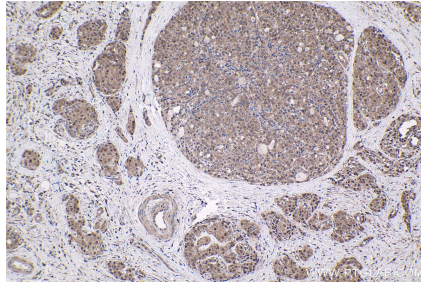
Synonyms

adhesion regulating molecule 1, ADRM1, ARM 1, ARM1, GP110, hRpn13, Rpn13, Rpn13 homolog

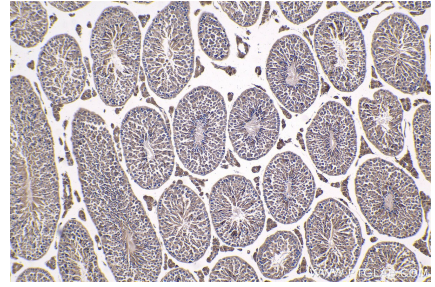
Selected Validation Data



Immunohistochemical analysis of paraffin-embedded human cervical cancer tissue slide using KHC1757 (ADRM1 IHC Kit).



Immunohistochemical analysis of paraffin-embedded human thyroid cancer tissue slide using KHC1757 (ADRM1 IHC Kit).



Immunohistochemical analysis of paraffin-embedded mouse testis tissue slide using KHC1757 (ADRM1 IHC Kit).



Immunohistochemical analysis of paraffin-embedded mouse small intestine tissue slide using KHC1757 (ADRM1 IHC Kit).