

IHC*easy* XAB2 Ready-To-Use IHC Kit

Catalog Number: **KHC1947**

General Information

Sample type:
FFPE tissue

Cited sample type:

Reactivity:
Human, Mouse, Rat

Cited Reactivity:

Assay type:
Immunohistochemistry

Primary antibody type:
Rabbit Polyclonal

Secondary antibody type:
Polymer-HRP-Goat anti-Rabbit

Kit Component

Component	Size	Concentration
Antigen Retrieval Buffer	100 mL	50×
Washing Buffer	100 mL ×2	20×
Blocking Buffer	5 mL	RTU
Primary Antibody	5 mL	RTU
Secondary Antibody	5 mL	RTU
Chromogen Component A	0.2 mL	RTU
Chromogen Component B	4 mL	RTU
Signal Enhancer	5 mL	RTU
Counter Staining Reagent	5 mL	RTU
Mounting Media	5 mL	RTU
Control Slide	1 slide (Optional)	FFPE
Datasheet	1 Copy	
Manual	1 Copy	

Storage Instructions

All the reagents are stored at 2-8°C. The kit is stable for 6 months from the date of receipt.

Background

XPA-binding protein 2 (XAB2) a tetratricopeptide repeat protein involved in transcription-coupled DNA repair and transcription. XAB2 is involved in pre-mRNA splicing, transcription, and transcription-coupled DNA repair, leading to preimplantation lethality, and is essential for mouse embryogenesis. It interacts with Cockayne syndrome groups A and B (CSA and CSB) proteins and RNA polymerase II, which are known to be involved in transcription-coupled repair (TCR) and transcription, and that the antibodies against XAB2 protein inhibited the recovery of RNA synthesis after UV irradiation and normal RNA synthesis when microinjected into living fibroblasts.

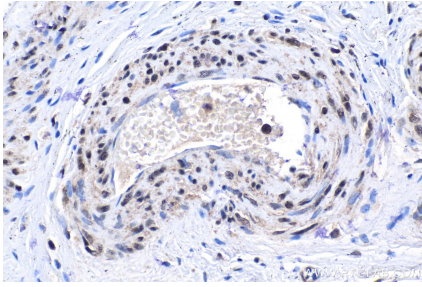
Synonyms

HCNP, HCRN, KIAA1177, NTC90, Pre mRNA splicing factor SYF1, Protein HCNP, SYF1, XAB2, XPA binding protein 2

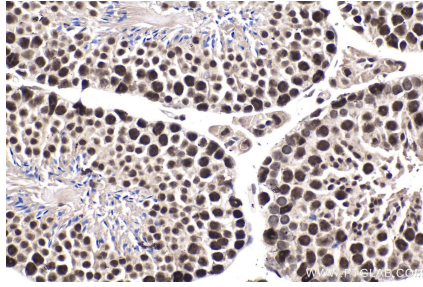
For technical support and original validation data for this product please contact:
T: 1 (888) 4PTGLAB (1-888-478-4522) (toll free in USA), or 1(312) 455-8498 (outside USA)
E: proteintech@ptglab.com
W: ptglab.com

This product is exclusively available under Proteintech Group brand and is not available to purchase from any other manufacturer.

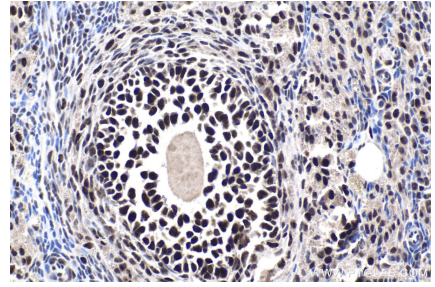
Selected Validation Data



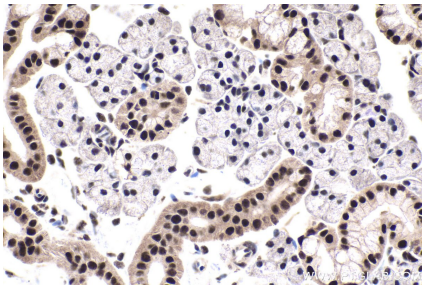
Immunohistochemical analysis of paraffin-embedded human cervical cancer tissue slide using KHC1947 (XAB2 IHC Kit).



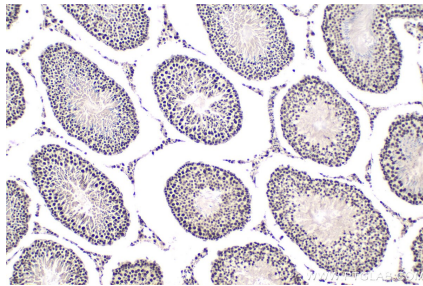
Immunohistochemical analysis of paraffin-embedded mouse testis tissue slide using KHC1947 (XAB2 IHC Kit).



Immunohistochemical analysis of paraffin-embedded rat ovary tissue slide using KHC1947 (XAB2 IHC Kit).



Immunohistochemical analysis of paraffin-embedded rat salivary gland tissue slide using KHC1947 (XAB2 IHC Kit).



Immunohistochemical analysis of paraffin-embedded rat testis tissue slide using KHC1947 (XAB2 IHC Kit).