

IHCeasy EXOSC3 Ready-To-Use IHC Kit

Catalog Number: **KHC1960**

General Information

Sample type:
FFPE tissue
Cited sample type:
Reactivity:
Human, Mouse, Rat
Cited Reactivity:

Assay type:
Immunohistochemistry
Primary antibody type:
Rabbit Polyclonal
Secondary antibody type:
Polymer-HRP-Goat anti-Rabbit

Kit Component

Component	Size	Concentration
Antigen Retrieval Buffer	100 mL	50×
Washing Buffer	100 mL ×2	20×
Blocking Buffer	5 mL	RTU
Primary Antibody	5 mL	RTU
Secondary Antibody	5 mL	RTU
Chromogen Component A	0.2 mL	RTU
Chromogen Component B	4 mL	RTU
Signal Enhancer	5 mL	RTU
Counter Staining Reagent	5 mL	RTU
Mounting Media	5 mL	RTU
Control Slide	1 slide (Optional)	FFPE
Datasheet	1 Copy	
Manual	1 Copy	

Storage Instructions

All the reagents are stored at 2-8°C. The kit is stable for 6 months from the date of receipt.

Background

RNA exosomes are multi-subunit complexes conserved throughout evolution, and they are emerging as the major cellular machinery for processing, surveillance and turnover of a diverse spectrum of coding and noncoding RNA substrates essential for viability. In the nucleus, the RNA exosome complex is involved in proper maturation of stable RNA species such as rRNA, snRNA and snoRNA, in the elimination of RNA processing by-products and non-coding 'pervasive' transcripts. EXOSC3 is a non-catalytic component of the RNA exosome complex which has 3'->5' exoribonuclease activity and involves in a multitude of cellular RNA processing and degradation events. EXOSC3 as peripheral part of the Exo-9 complex stabilizes the hexameric ring of Rnase PH-domain subunits through contacts with EXOSC9 and EXOSC5. RNA exosomes are multi-subunit complexes conserved throughout evolution, and they are emerging as the major cellular machinery for processing, surveillance and turnover of a diverse spectrum of coding and noncoding RNA substrates essential for viability. In the nucleus, the RNA exosome complex is involved in proper maturation of stable RNA species such as rRNA, snRNA and snoRNA, in the elimination of RNA processing by-products and non-coding 'pervasive' transcripts. EXOSC3 is a non-catalytic component of the RNA exosome complex which has 3'->5' exoribonuclease activity and involves in a multitude of cellular RNA processing and degradation events. EXOSC3 as peripheral part of the Exo-9 complex stabilizes the hexameric ring of Rnase PH-domain subunits through contacts with EXOSC9 and EXOSC5.

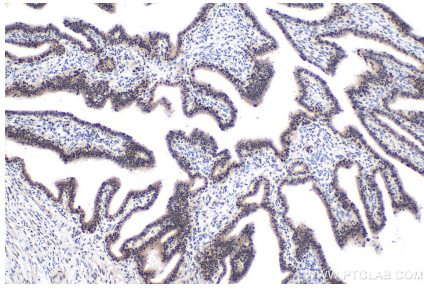
Synonyms

CGI 102, EXOSC3, exosome component 3, hRrp 40, hRrp40p, p10, RP11 3J10.8, RRP40, Rrp40p

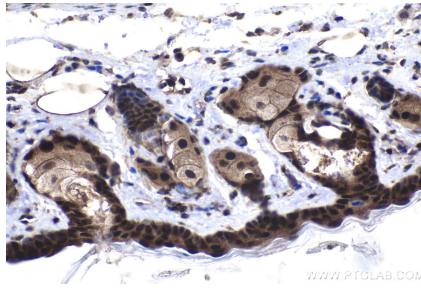
For technical support and original validation data for this product please contact:
T: 1 (888) 4PTGLAB (1-888-478-4522) (toll free in USA), or 1(312) 455-8498 (outside USA)
E: proteintech@ptglab.com
W: ptglab.com

This product is exclusively available under Proteintech Group brand and is not available to purchase from any other manufacturer.

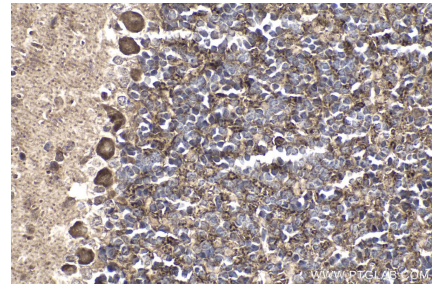
Selected Validation Data



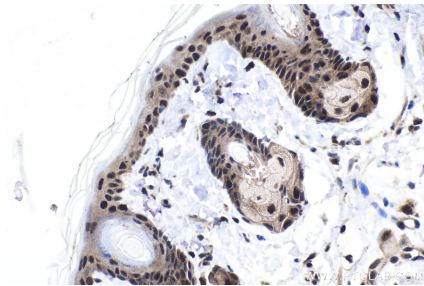
Immunohistochemical analysis of paraffin-embedded human ovary tumor tissue slide using KHC1960 (EXOSC3 IHC Kit).



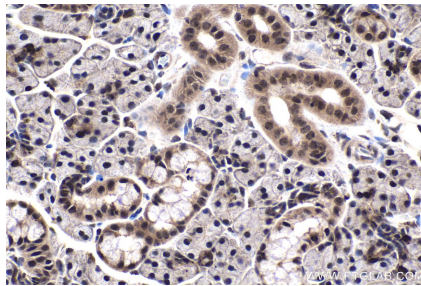
Immunohistochemical analysis of paraffin-embedded mouse skin tissue slide using KHC1960 (EXOSC3 IHC Kit).



Immunohistochemical analysis of paraffin-embedded mouse cerebellum tissue slide using KHC1960 (EXOSC3 IHC Kit).



Immunohistochemical analysis of paraffin-embedded rat skin tissue slide using KHC1960 (EXOSC3 IHC Kit).



Immunohistochemical analysis of paraffin-embedded rat salivary gland tissue slide using KHC1960 (EXOSC3 IHC Kit).