

IHC*easy* TERF2IP Ready-To-Use IHC Kit

Catalog Number: **KHC1971**

General Information

Sample type:
FFPE tissue
Cited sample type:
Reactivity:
Human, Mouse, Rat
Cited Reactivity:

Assay type:
Immunohistochemistry
Primary antibody type:
Rabbit Polyclonal
Secondary antibody type:
Polymer-HRP-Goat anti-Rabbit

Kit Component

Component	Size	Concentration
Antigen Retrieval Buffer	100 mL	50×
Washing Buffer	100 mL ×2	20×
Blocking Buffer	5 mL	RTU
Primary Antibody	5 mL	RTU
Secondary Antibody	5 mL	RTU
Chromogen Component A	0.2 mL	RTU
Chromogen Component B	4 mL	RTU
Signal Enhancer	5 mL	RTU
Counter Staining Reagent	5 mL	RTU
Mounting Media	5 mL	RTU
Control Slide	1 slide (Optional)	FFPE
Datasheet	1 Copy	
Manual	1 Copy	

Storage Instructions

All the reagents are stored at 2-8°C. The kit is stable for 6 months from the date of receipt.

Background

TERF2IP, also named as DRIP5, RAP1, is a 399 amino acid protein, which belongs to the RAP1 family. TERF2IP associates with chromosomes, both at telomeres and in extratelomeric sites. TERF2IP acts both as a regulator of telomere function and as a transcription regulator. TERF2IP is involved in the regulation of telomere length and protection as a component of the shelterin complex (telosome). In contrast to other components of the shelterin complex, it is dispensable for telomere capping and does not participate in the protection of telomeres against non-homologous end-joining (NHEJ)-mediated repair.

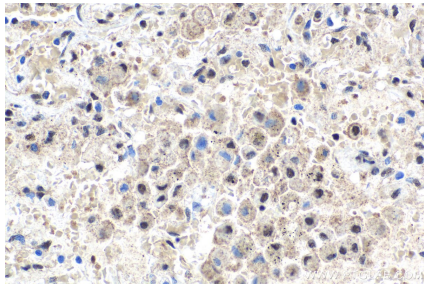
Synonyms

DRIP5, hRap1, RAP1 homolog, TERF2IP

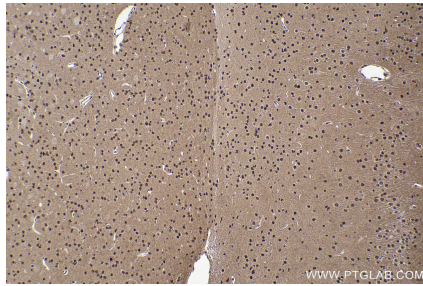
For technical support and original validation data for this product please contact:
T: 1 (888) 4PTGLAB (1-888-478-4522) (toll free in USA), or 1(312) 455-8498 (outside USA)
E: proteintech@ptglab.com
W: ptglab.com

This product is exclusively available under Proteintech Group brand and is not available to purchase from any other manufacturer.

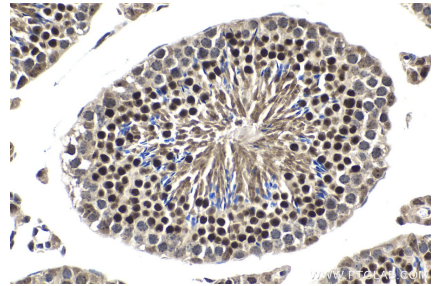
Selected Validation Data



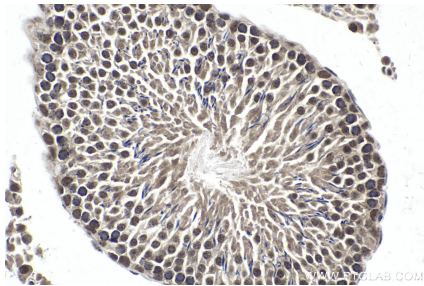
Immunohistochemical analysis of paraffin-embedded human lung tissue slide using KHC1971 (TERF2IP IHC Kit).



Immunohistochemical analysis of paraffin-embedded mouse brain tissue slide using KHC1971 (TERF2IP IHC Kit).



Immunohistochemical analysis of paraffin-embedded mouse testis tissue slide using KHC1971 (TERF2IP IHC Kit).



Immunohistochemical analysis of paraffin-embedded rat testis tissue slide using KHC1971 (TERF2IP IHC Kit).