

IHC*easy* CNOT8 Ready-To-Use IHC Kit

Catalog Number: **KHC1978**

General Information

Sample type:
FFPE tissue

Cited sample type:

Reactivity:
Human, Mouse

Cited Reactivity:

Assay type:
Immunohistochemistry

Primary antibody type:
Rabbit Polyclonal

Secondary antibody type:
Polymer-HRP-Goat anti-Rabbit

Kit Component

Component	Size	Concentration
Antigen Retrieval Buffer	100 mL	50×
Washing Buffer	100 mL ×2	20×
Blocking Buffer	5 mL	RTU
Primary Antibody	5 mL	RTU
Secondary Antibody	5 mL	RTU
Chromogen Component A	0.2 mL	RTU
Chromogen Component B	4 mL	RTU
Signal Enhancer	5 mL	RTU
Counter Staining Reagent	5 mL	RTU
Mounting Media	5 mL	RTU
Control Slide	1 slide (Optional)	FFPE
Datasheet	1 Copy	
Manual	1 Copy	

Storage Instructions

All the reagents are stored at 2-8°C. The kit is stable for 6 months from the date of receipt.

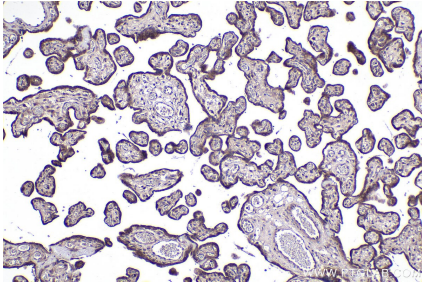
Background

CCR4-NOT transcription complex subunit 8(CNOT8), is a ubiquitous transcription factor, which required for a diverse set of processes. The CCR4-NOT complex is a global regulator of RNA polymerase II, and functions as general transcription regulation complex. It consisted part by CCR4, NOT1 to NOT5, and CAF1.

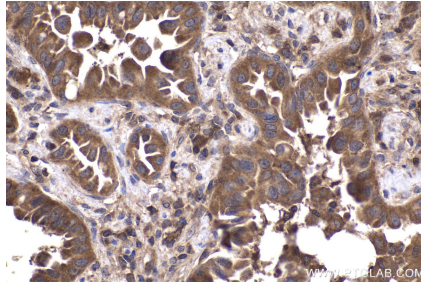
Synonyms

CAF1, CAF1 like protein, CAF2, CALIF, CALIFp, CCR4 associated factor 8, CNOT8, hCAF1, POP2

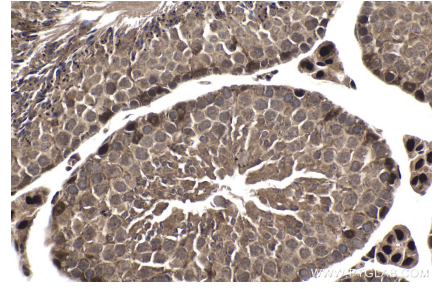
Selected Validation Data



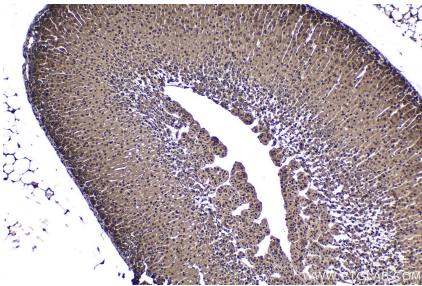
Immunohistochemical analysis of paraffin-embedded human placenta tissue slide using KHC1978 (CNOT8 IHC Kit).



Immunohistochemical analysis of paraffin-embedded human lung cancer tissue slide using KHC1978 (CNOT8 IHC Kit).



Immunohistochemical analysis of paraffin-embedded mouse testis tissue slide using KHC1978 (CNOT8 IHC Kit).



Immunohistochemical analysis of paraffin-embedded mouse adrenal gland tissue slide using KHC1978 (CNOT8 IHC Kit).