

# IHCeasy SNX6 Ready-To-Use IHC Kit

Catalog Number: **KHC2004**

## General Information

**Sample type:**  
FFPE tissue

**Cited sample type:**

**Reactivity:**  
Human, Mouse, Rat

**Cited Reactivity:**

**Assay type:**  
Immunohistochemistry

**Primary antibody type:**  
Rabbit Polyclonal

**Secondary antibody type:**  
Polymer-HRP-Goat anti-Rabbit

## Kit Component

Component	Size	Concentration
Antigen Retrieval Buffer	100 mL	50×
Washing Buffer	100 mL × 2	20×
Blocking Buffer	5 mL	RTU
Primary Antibody	5 mL	RTU
Secondary Antibody	5 mL	RTU
Chromogen Component A	0.2 mL	RTU
Chromogen Component B	4 mL	RTU
Signal Enhancer	5 mL	RTU
Counter Staining Reagent	5 mL	RTU
Mounting Media	5 mL	RTU
Control Slide	1 slide (Optional)	FFPE
Datasheet	1 Copy	
Manual	1 Copy	

## Storage Instructions

All the reagents are stored at 2-8°C. The kit is stable for 6 months from the date of receipt.

## Background

Sorting nexins (SNX) have previously been shown to regulate the cell-surface expression of the human epidermal growth factor receptor. On the basis of the predicted protein sequences, several members of this family, including SNX6, have been identified. SNX6, containing coiled-coil regions within its large C-terminal domain and is found distributed in both membrane and cytosolic fractions, typical of hydrophilic peripheral membrane proteins. The functions of SNX6 are likely to be unique to endosomes, mediated in part by interactions with SNX6-specific C-terminal sequences and membrane-associated determinants.

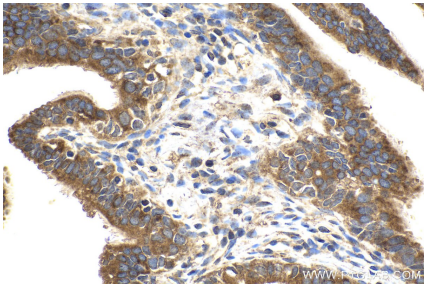
## Synonyms

MSTP010, SNX6, sorting nexin 6, TFAF2, TRAF4 associated factor 2

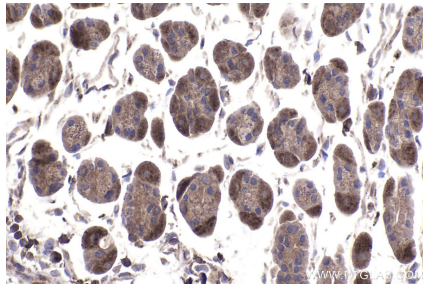
For technical support and original validation data for this product please contact:  
T: 1 (888) 4PTGLAB (1-888-478-4522) (toll free in USA), or 1(312) 455-8498 (outside USA)  
E: [proteintech@ptglab.com](mailto:proteintech@ptglab.com)  
W: [ptglab.com](http://ptglab.com)

This product is exclusively available under Proteintech Group brand and is not available to purchase from any other manufacturer.

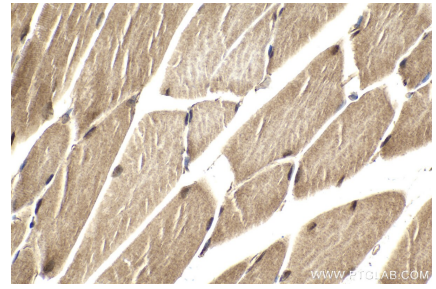
## Selected Validation Data



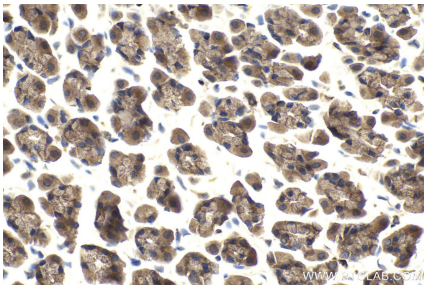
Immunohistochemical analysis of paraffin-embedded human ovary tumor tissue slide using KHC2004 (SNX6 IHC Kit).



Immunohistochemical analysis of paraffin-embedded mouse stomach tissue slide using KHC2004 (SNX6 IHC Kit).



Immunohistochemical analysis of paraffin-embedded mouse skeletal muscle tissue slide using KHC2004 (SNX6 IHC Kit).



Immunohistochemical analysis of paraffin-embedded rat stomach tissue slide using KHC2004 (SNX6 IHC Kit).