

IHC*easy* STRAP Ready-To-Use IHC Kit

Catalog Number: **KHC2020**

General Information

Sample type:
FFPE tissue
Cited sample type:
Reactivity:
Human, Mouse
Cited Reactivity:

Assay type:
Immunohistochemistry
Primary antibody type:
Mouse Monoclonal
Secondary antibody type:
Polymer-HRP-Goat anti-Mouse

Kit Component

Component	Size	Concentration
Antigen Retrieval Buffer	100 mL	50×
Washing Buffer	100 mL ×2	20×
Blocking Buffer	5 mL	RTU
Primary Antibody	5 mL	RTU
Secondary Antibody	5 mL	RTU
Chromogen Component A	0.2 mL	RTU
Chromogen Component B	4 mL	RTU
Signal Enhancer	5 mL	RTU
Counter Staining Reagent	5 mL	RTU
Mounting Media	5 mL	RTU
Control Slide	1 slide (Optional)	FFPE
Datasheet	1 Copy	
Manual	1 Copy	

Storage Instructions

All the reagents are stored at 2-8°C. The kit is stable for 6 months from the date of receipt.

Background

STRAP (Serine-threonine kinase receptor-associated protein), also known as MAWD, is a ubiquitous WD40 domain protein, common function of which is to provide a suitable scaffold for coordinating multiprotein complex assemblies and thus, regulate a variety of cellular processes like signal transduction, transcriptional regulation, programmed cell death and so on. STRAP plays a role in the cellular distribution of the SMN complex, which is essential for spliceosomal snRNP assembly in the cytoplasm. STRAP inhibits transforming growth factor-beta (TGF-beta) signaling and enhances tumorigenicity via TGF-beta-dependent and -independent mechanisms. STRAP is up-regulated in several cancers and functions as an oncogene. STRAP imparts oncogenic characteristics to cells by promoting ERK and pRb phosphorylation. Moreover, STRAP regulates c-Jun stability by decreasing the ubiquitylation and proteosomal degradation of c-Jun.

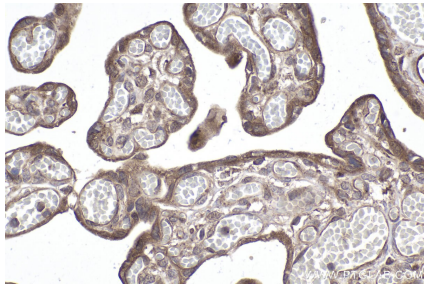
Synonyms

UNRIP, UNR-interacting protein, Serine-threonine kinase receptor-associated protein, PTWD, PT WD

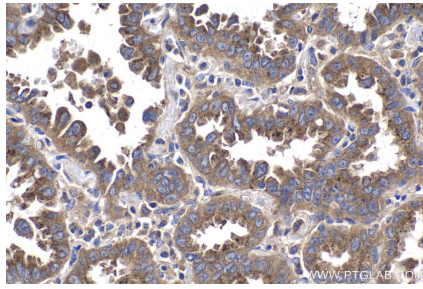
For technical support and original validation data for this product please contact:
T: 1 (888) 4PTGLAB (1-888-478-4522) (toll free in USA), or 1(312) 455-8498 (outside USA)
E: proteintech@ptglab.com
W: ptglab.com

This product is exclusively available under Proteintech Group brand and is not available to purchase from any other manufacturer.

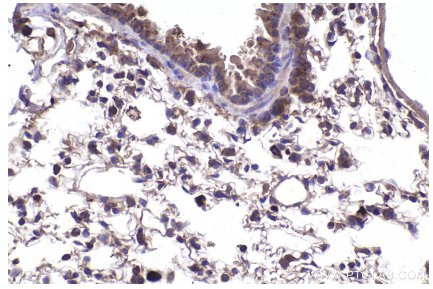
Selected Validation Data



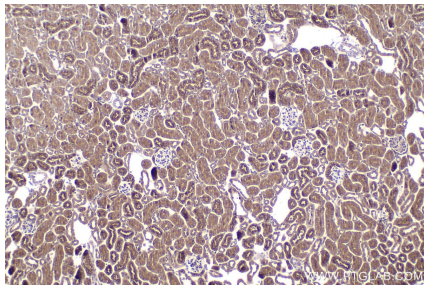
Immunohistochemical analysis of paraffin-embedded human placenta tissue slide using KHC2020 (STRAP IHC Kit).



Immunohistochemical analysis of paraffin-embedded human lung cancer tissue slide using KHC2020 (STRAP IHC Kit).



Immunohistochemical analysis of paraffin-embedded mouse lung tissue slide using KHC2020 (STRAP IHC Kit).



Immunohistochemical analysis of paraffin-embedded mouse kidney tissue slide using KHC2020 (STRAP IHC Kit).