

# IHC*easy* ATP2A2 Ready-To-Use IHC Kit

Catalog Number: **KHC2194**

## General Information

Sample type:  
FFPE tissue  
Cited sample type:  
Reactivity:  
Human, Mouse, Rat  
Cited Reactivity:

Assay type:  
Immunohistochemistry  
Primary antibody type:  
Rabbit Polyclonal  
Secondary antibody type:  
Polymer-HRP-Goat anti-Rabbit

## Kit Component

Component	Size	Concentration
Antigen Retrieval Buffer	100 mL	50×
Washing Buffer	100 mL ×2	20×
Blocking Buffer	5 mL	RTU
Primary Antibody	5 mL	RTU
Secondary Antibody	5 mL	RTU
Chromogen Component A	0.2 mL	RTU
Chromogen Component B	4 mL	RTU
Signal Enhancer	5 mL	RTU
Counter Staining Reagent	5 mL	RTU
Mounting Media	5 mL	RTU
Control Slide	1 slide (Optional)	FFPE
Datasheet	1 Copy	
Manual	1 Copy	

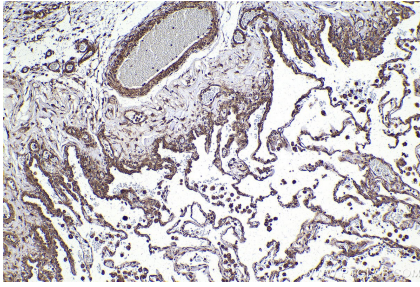
## Storage Instructions

All the reagents are stored at 2-8°C. The kit is stable for 6 months from the date of receipt.

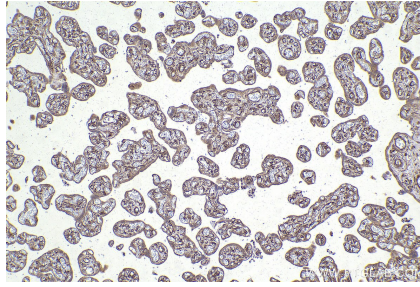
## Background

ATP2A2, also known as SERCA2 (Sarco/endoplasmic reticulum-type calcium transport ATPase 2), is a 110 kDa magnesium-dependent enzyme catalyzing the hydrolysis of ATP coupled with the translocation of calcium from the cytosol to the sarcoplasmic reticulum lumen. Human SERCA2 gene gives rise to several alternatively spliced isoforms: SERCA2a, SERCA2b and SERCA2c. ATP2A2 is mainly expressed in the sarcoplasmic reticulum of muscle cells and the endoplasmic reticulum of most cell types.

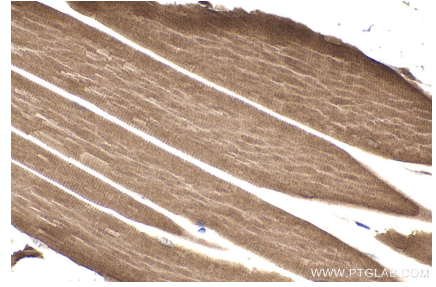
## Selected Validation Data



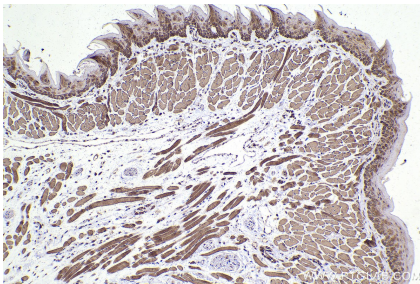
Immunohistochemical analysis of paraffin-embedded human lung tissue slide using KHC2194 (ATP2A2 IHC Kit).



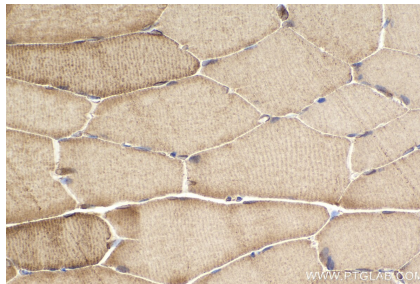
Immunohistochemical analysis of paraffin-embedded human placenta tissue slide using KHC2194 (ATP2A2 IHC Kit).



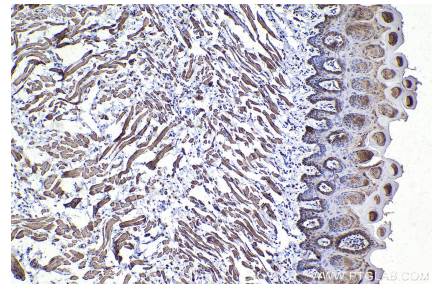
Immunohistochemical analysis of paraffin-embedded mouse skeletal muscle tissue slide using KHC2194 (ATP2A2 IHC Kit).



Immunohistochemical analysis of paraffin-embedded mouse tongue tissue slide using KHC2194 (ATP2A2 IHC Kit).



Immunohistochemical analysis of paraffin-embedded rat skeletal muscle tissue slide using KHC2194 (ATP2A2 IHC Kit).



Immunohistochemical analysis of paraffin-embedded rat tongue tissue slide using KHC2194 (ATP2A2 IHC Kit).