

# IHC*easy* DNAJA1 Ready-To-Use IHC Kit

Catalog Number: **KHC2234**

## General Information

Sample type:  
FFPE tissue  
Cited sample type:  
Reactivity:  
Human, Mouse, Rat  
Cited Reactivity:

Assay type:  
Immunohistochemistry  
Primary antibody type:  
Rabbit Polyclonal  
Secondary antibody type:  
Polymer-HRP-Goat anti-Rabbit

## Kit Component

Component	Size	Concentration
Antigen Retrieval Buffer	100 mL	50×
Washing Buffer	100 mL ×2	20×
Blocking Buffer	5 mL	RTU
Primary Antibody	5 mL	RTU
Secondary Antibody	5 mL	RTU
Chromogen Component A	0.2 mL	RTU
Chromogen Component B	4 mL	RTU
Signal Enhancer	5 mL	RTU
Counter Staining Reagent	5 mL	RTU
Mounting Media	5 mL	RTU
Control Slide	1 slide (Optional)	FFPE
Datasheet	1 Copy	
Manual	1 Copy	

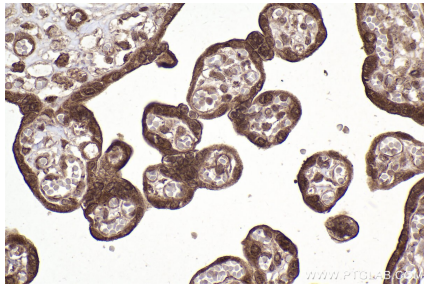
## Storage Instructions

All the reagents are stored at 2-8°C. The kit is stable for 6 months from the date of receipt.

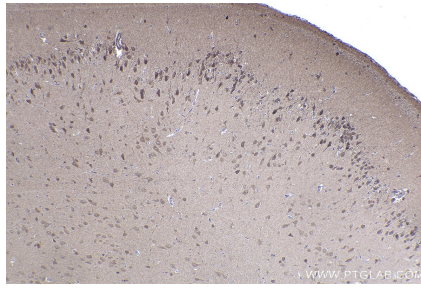
## Background

DNAJA1 is a member of the DnaJ proteins (also known as Hsp40 or Hsc40) which are cochaperones to DnaK (Hsp70) and function to modulate protein assembly, disassembly, and translocation. DNAJA1 has been reported to get involved in various processes, including virus infection, tau clearance, and mutant p53 degradation.

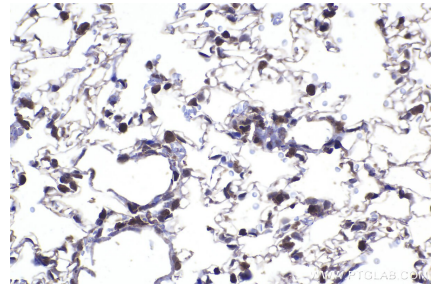
## Selected Validation Data



Immunohistochemical analysis of paraffin-embedded human placenta tissue slide using KHC2234 (DNAJA1 IHC Kit).



Immunohistochemical analysis of paraffin-embedded rat brain tissue slide using KHC2234 (DNAJA1 IHC Kit).



Immunohistochemical analysis of paraffin-embedded rat lung tissue slide using KHC2234 (DNAJA1 IHC Kit).