

# IHC*easy* SMARCA4 Ready-To-Use IHC Kit

Catalog Number: **KHC2303**

## General Information

Sample type:  
FFPE tissue  
Cited sample type:  
Reactivity:  
Human, Mouse, Rat  
Cited Reactivity:

Assay type:  
Immunohistochemistry  
Primary antibody type:  
Rabbit Recombinant  
Secondary antibody type:  
Polymer-HRP-Goat anti-Rabbit

## Kit Component

| Component                | Size               | Concentration |
|--------------------------|--------------------|---------------|
| Antigen Retrieval Buffer | 100 mL             | 50×           |
| Washing Buffer           | 100 mL ×2          | 20×           |
| Blocking Buffer          | 5 mL               | RTU           |
| Primary Antibody         | 5 mL               | RTU           |
| Secondary Antibody       | 5 mL               | RTU           |
| Chromogen Component A    | 0.2 mL             | RTU           |
| Chromogen Component B    | 4 mL               | RTU           |
| Signal Enhancer          | 5 mL               | RTU           |
| Counter Staining Reagent | 5 mL               | RTU           |
| Mounting Media           | 5 mL               | RTU           |
| Control Slide            | 1 slide (Optional) | FFPE          |
| Datasheet                | 1 Copy             |               |
| Manual                   | 1 Copy             |               |

## Storage Instructions

All the reagents are stored at 2-8°C. The kit is stable for 6 months from the date of receipt.

## Background

SMARCA4, also named as BAF190A, BRG1, SNF2B and SNF2L4, belongs to the SNF2/RAD54 helicase family. SMARCA4 is a transcriptional coactivator cooperating with nuclear hormone receptors to potentiate transcriptional activation. It is a component of the CREST-BRG1 complex, a multiprotein complex that regulates promoter activation by orchestrating a calcium-dependent release of a repressor complex and a recruitment of an activator complex. It is also involved in vitamin D-coupled transcription regulation via its association with the WINAC complex, a chromatin-remodeling complex recruited by vitamin D receptor (VDR), which is required for the ligand-bound VDR-mediated transrepression of the CYP27B1 gene.

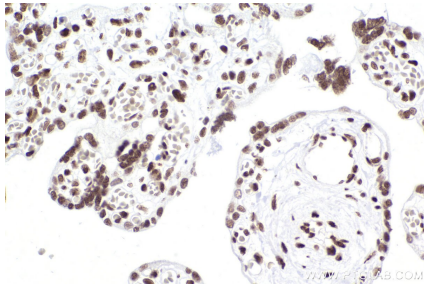
## Synonyms

BRG1 associated factor 190A, BRG1, BAF190A, BAF190, ATP-dependent helicase SMARCA4

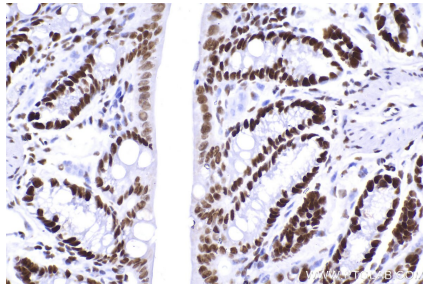
For technical support and original validation data for this product please contact:  
T: 1 (888) 4PTGLAB (1-888-478-4522) (toll free in USA), or 1(312) 455-8498 (outside USA)  
E: [proteintech@ptglab.com](mailto:proteintech@ptglab.com)  
W: [ptglab.com](http://ptglab.com)

This product is exclusively available under Proteintech Group brand and is not available to purchase from any other manufacturer.

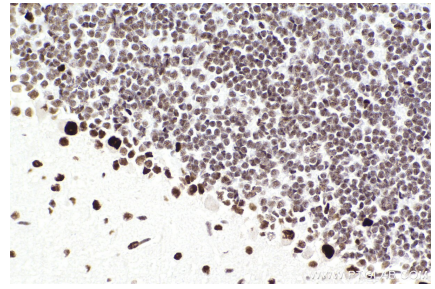
## Selected Validation Data



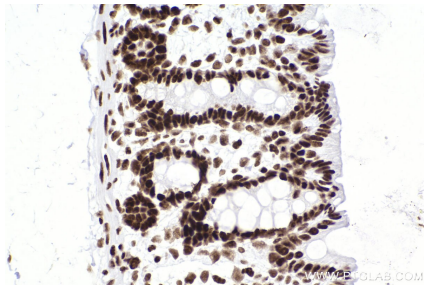
Immunohistochemical analysis of paraffin-embedded human placenta tissue slide using KHC2303 (SMARCA4 IHC Kit).



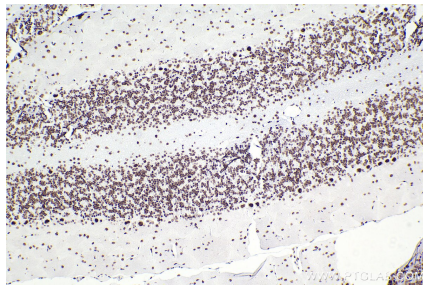
Immunohistochemical analysis of paraffin-embedded mouse colon tissue slide using KHC2303 (SMARCA4 IHC Kit).



Immunohistochemical analysis of paraffin-embedded mouse cerebellum tissue slide using KHC2303 (SMARCA4 IHC Kit).



Immunohistochemical analysis of paraffin-embedded rat colon tissue slide using KHC2303 (SMARCA4 IHC Kit).



Immunohistochemical analysis of paraffin-embedded rat cerebellum tissue slide using KHC2303 (SMARCA4 IHC Kit).