

IHC*easy* Intersectin 1/ITSN1 Ready-To-Use IHC Kit

Catalog Number: **KHC2498**

General Information

Sample type:
FFPE tissue
Cited sample type:
Reactivity:
Human, Rat
Cited Reactivity:

Assay type:
Immunohistochemistry
Primary antibody type:
Rabbit Polyclonal
Secondary antibody type:
Polymer-HRP-Goat anti-Rabbit

Kit Component

Component	Size	Concentration
Antigen Retrieval Buffer	100 mL	50×
Washing Buffer	100 mL ×2	20×
Blocking Buffer	5 mL	RTU
Primary Antibody	5 mL	RTU
Secondary Antibody	5 mL	RTU
Chromogen Component A	0.2 mL	RTU
Chromogen Component B	4 mL	RTU
Signal Enhancer	5 mL	RTU
Counter Staining Reagent	5 mL	RTU
Mounting Media	5 mL	RTU
Control Slide	1 slide (Optional)	FFPE
Datasheet	1 Copy	
Manual	1 Copy	

Storage Instructions

All the reagents are stored at 2-8°C. The kit is stable for 6 months from the date of receipt.

Background

Intersectin 1 (ITSN1) is a multidomain adaptor protein that plays a crucial role in various cellular processes, particularly in the nervous system. It is involved in clathrin-mediated endocytosis, signal transduction, and the regulation of the actin cytoskeleton. The protein is highly abundant in neurons and has been implicated in neurodevelopmental disorders, such as autism spectrum disorders, intellectual disability, and epilepsy. Recent studies have identified de novo variants in the ITSN1 gene in patients with these disorders, suggesting a link between ITSN1 and brain development.

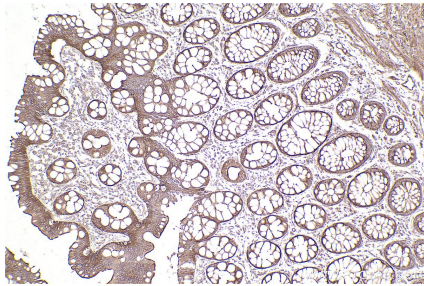
Synonyms

ITSN1,Intersectin 1,Intersectin1,Intersectin-1,ITS

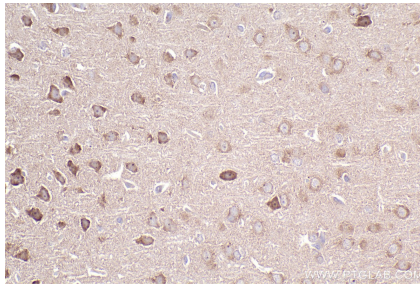
For technical support and original validation data for this product please contact:
T: 1 (888) 4PTGLAB (1-888-478-4522) (toll free in USA), or 1(312) 455-8498 (outside USA)
E: proteintech@ptglab.com
W: ptglab.com

This product is exclusively available under Proteintech Group brand and is not available to purchase from any other manufacturer.

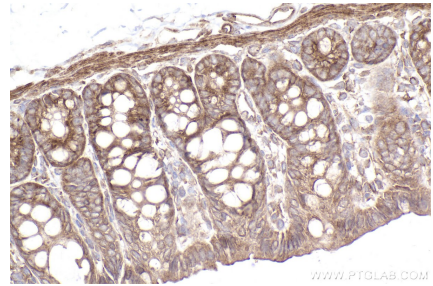
Selected Validation Data



Immunohistochemical analysis of paraffin-embedded human rectal cancer tissue slide using KHC2498 (Intersectin 1/ITSN1 IHC Kit).



Immunohistochemical analysis of paraffin-embedded rat brain tissue slide using KHC2498 (Intersectin 1/ITSN1 IHC Kit).



Immunohistochemical analysis of paraffin-embedded rat colon tissue slide using KHC2498 (Intersectin 1/ITSN1 IHC Kit).