

IHC*easy* TTC19 Ready-To-Use IHC Kit

Catalog Number: **KHC2575**

General Information

Sample type:
FFPE tissue
Cited sample type:
Reactivity:
Human, Mouse
Cited Reactivity:

Assay type:
Immunohistochemistry
Primary antibody type:
Rabbit Polyclonal
Secondary antibody type:
Polymer-HRP-Goat anti-Rabbit

Kit Component

Component	Size	Concentration
Antigen Retrieval Buffer	100 mL	50×
Washing Buffer	100 mL ×2	20×
Blocking Buffer	5 mL	RTU
Primary Antibody	5 mL	RTU
Secondary Antibody	5 mL	RTU
Chromogen Component A	0.2 mL	RTU
Chromogen Component B	4 mL	RTU
Signal Enhancer	5 mL	RTU
Counter Staining Reagent	5 mL	RTU
Mounting Media	5 mL	RTU
Control Slide	1 slide (Optional)	FFPE
Datasheet	1 Copy	
Manual	1 Copy	

Storage Instructions

All the reagents are stored at 2-8°C. The kit is stable for 6 months from the date of receipt.

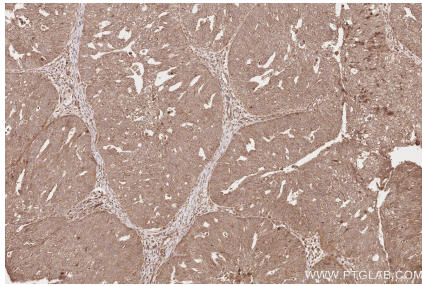
Background

TTC19 is a subunit of mitochondrial respiratory chain complex III and is proposed to preserve the structural and functional integrity of complex III. Loss-of-function mutations in TTC19 have been found in patients with complex III deficiency associated with heterogeneous neurological syndromes.

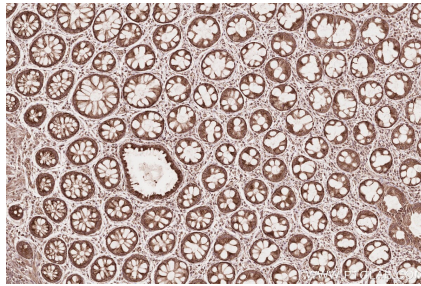
Synonyms

TTC19, Tetratricopeptide repeat protein 19, mitocho

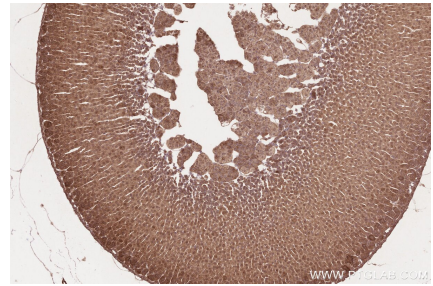
Selected Validation Data



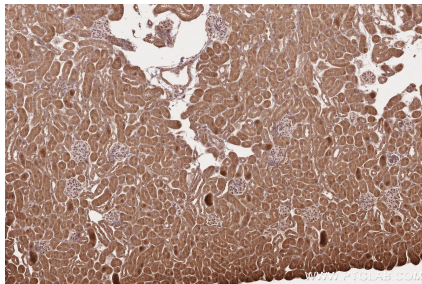
Immunohistochemical analysis of paraffin-embedded human ovary cancer tissue slide using KHC2575 (TTC19 IHC Kit).



Immunohistochemical analysis of paraffin-embedded human rectal cancer tissue slide using KHC2575 (TTC19 IHC Kit).



Immunohistochemical analysis of paraffin-embedded mouse adrenal gland tissue slide using KHC2575 (TTC19 IHC Kit).



Immunohistochemical analysis of paraffin-embedded mouse kidney tissue slide using KHC2575 (TTC19 IHC Kit).