

IHC*easy* ATRAID/C2orf28 Ready-To-Use IHC Kit

Catalog Number: **KHC2596**

General Information

Sample type:
FFPE tissue
Cited sample type:
Reactivity:
Human, Mouse, Rat
Cited Reactivity:

Assay type:
Immunohistochemistry
Primary antibody type:
Rabbit Polyclonal
Secondary antibody type:
Polymer-HRP-Goat anti-Rabbit

Kit Component

| Component | Size | Concentration |
|--------------------------|--------------------|---------------|
| Antigen Retrieval Buffer | 100 mL | 50× |
| Washing Buffer | 100 mL ×2 | 20× |
| Blocking Buffer | 5 mL | RTU |
| Primary Antibody | 5 mL | RTU |
| Secondary Antibody | 5 mL | RTU |
| Chromogen Component A | 0.2 mL | RTU |
| Chromogen Component B | 4 mL | RTU |
| Signal Enhancer | 5 mL | RTU |
| Counter Staining Reagent | 5 mL | RTU |
| Mounting Media | 5 mL | RTU |
| Control Slide | 1 slide (Optional) | FFPE |
| Datasheet | 1 Copy | |
| Manual | 1 Copy | |

Storage Instructions

All the reagents are stored at 2-8°C. The kit is stable for 6 months from the date of receipt.

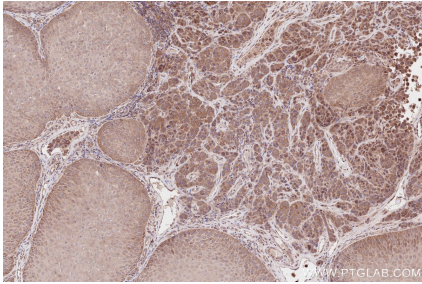
Background

ATRAID, also named as APR3, p18, C2orf28, promotes osteoblast cell differentiation and terminal mineralization. It plays a role in inducing the cell cycle arrest via inhibiting CCND1 expression in all-trans-retinoic acid (ATRA) signal pathway.

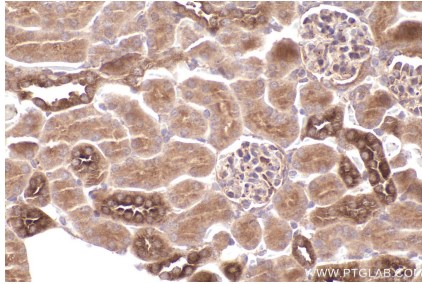
Synonyms

ATRAID,C2orf28,All-trans retinoic acid-induced dif

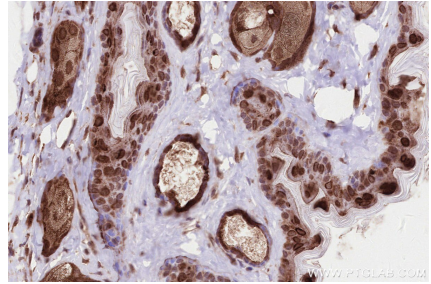
Selected Validation Data



Immunohistochemical analysis of paraffin-embedded human malignant melanoma tissue slide using KHC2596 (ATRAID/C2orf28 IHC Kit).



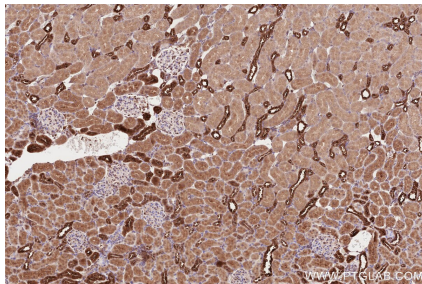
Immunohistochemical analysis of paraffin-embedded mouse kidney tissue slide using KHC2596 (ATRAID/C2orf28 IHC Kit).



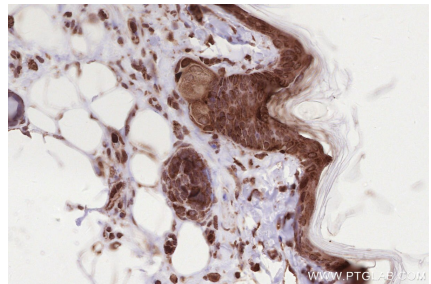
Immunohistochemical analysis of paraffin-embedded mouse skin tissue slide using KHC2596 (ATRAID/C2orf28 IHC Kit).



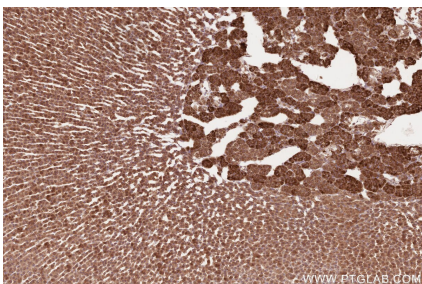
Immunohistochemical analysis of paraffin-embedded mouse adrenal gland tissue slide using KHC2596 (ATRAID/C2orf28 IHC Kit).



Immunohistochemical analysis of paraffin-embedded rat kidney tissue slide using KHC2596 (ATRAID/C2orf28 IHC Kit).



Immunohistochemical analysis of paraffin-embedded rat skin tissue slide using KHC2596 (ATRAID/C2orf28 IHC Kit).



Immunohistochemical analysis of paraffin-embedded rat adrenal gland tissue slide using KHC2596 (ATRAID/C2orf28 IHC Kit).