

IHC*easy* USP37 Ready-To-Use IHC Kit

Catalog Number: **KHC2631**

General Information

Sample type:
FFPE tissue
Cited sample type:
Reactivity:
Human, Mouse, Rat
Cited Reactivity:

Assay type:
Immunohistochemistry
Primary antibody type:
Rabbit Polyclonal
Secondary antibody type:
Polymer-HRP-Goat anti-Rabbit

Kit Component

Component	Size	Concentration
Antigen Retrieval Buffer	100 mL	50×
Washing Buffer	100 mL ×2	20×
Blocking Buffer	5 mL	RTU
Primary Antibody	5 mL	RTU
Secondary Antibody	5 mL	RTU
Chromogen Component A	0.2 mL	RTU
Chromogen Component B	4 mL	RTU
Signal Enhancer	5 mL	RTU
Counter Staining Reagent	5 mL	RTU
Mounting Media	5 mL	RTU
Control Slide	1 slide (Optional)	FFPE
Datasheet	1 Copy	
Manual	1 Copy	

Storage Instructions

All the reagents are stored at 2-8°C. The kit is stable for 6 months from the date of receipt.

Background

USP37 (ubiquitin specific peptidase 37), is a member of ubiquitin-specific processing proteases family. Human USP37, localized mainly in the cytoplasm, is composed of 979 amino acids harboring three ubiquitin-interacting motifs between the Cys box and His box of the primary sequence. High levels of USP37 gene expression in lung cancer promoted cell viability as well as the Warburg effect via deubiquitination and stabilization of pluripotent factor c-Myc protein. Moreover, USP37 expression was upregulated in breast cancer tissues compared with surrounding tissues and its overexpression was significantly correlated with increased rates of mortality. USP37 may represent a novel molecular target for breast cancer treatment.

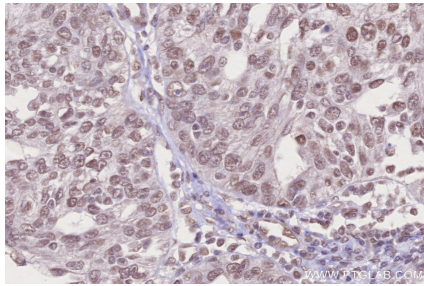
Synonyms

USP37,EC:3.4.19.12,KIAA1594,Ubiquitin carboxyl-ter

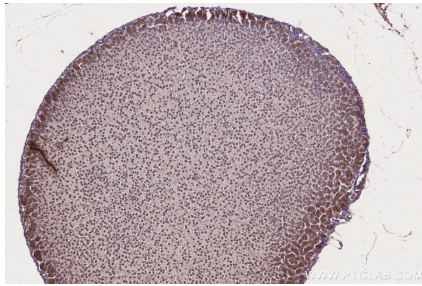
For technical support and original validation data for this product please contact:
T: 1 (888) 4PTGLAB (1-888-478-4522) (toll free in USA), or 1(312) 455-8498 (outside USA)
E: proteintech@ptglab.com
W: ptglab.com

This product is exclusively available under Proteintech Group brand and is not available to purchase from any other manufacturer.

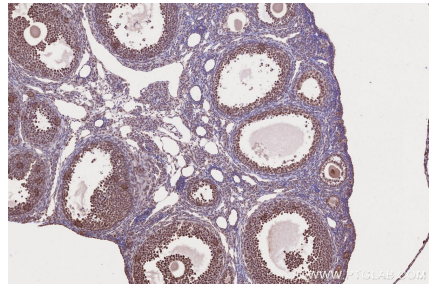
Selected Validation Data



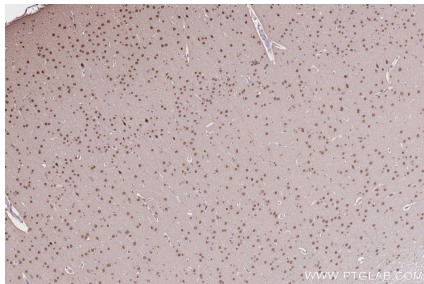
Immunohistochemical analysis of paraffin-embedded human ovary cancer tissue slide using KHC2631 (USP37 IHC Kit).



Immunohistochemical analysis of paraffin-embedded mouse adrenal gland tissue slide using KHC2631 (USP37 IHC Kit).



Immunohistochemical analysis of paraffin-embedded mouse ovary tissue slide using KHC2631 (USP37 IHC Kit).



Immunohistochemical analysis of paraffin-embedded rat brain tissue slide using KHC2631 (USP37 IHC Kit).