

# IHC*easy* SIRT6 Ready-To-Use IHC Kit

Catalog Number: **KHC2680**

## General Information

Sample type:  
FFPE tissue  
Cited sample type:  
Reactivity:  
Human, Mouse  
Cited Reactivity:

Assay type:  
Immunohistochemistry  
Primary antibody type:  
Rabbit Polyclonal  
Secondary antibody type:  
Polymer-HRP-Goat anti-Rabbit

## Kit Component

Component	Size	Concentration
Antigen Retrieval Buffer	100 mL	50×
Washing Buffer	100 mL ×2	20×
Blocking Buffer	5 mL	RTU
Primary Antibody	5 mL	RTU
Secondary Antibody	5 mL	RTU
Chromogen Component A	0.2 mL	RTU
Chromogen Component B	4 mL	RTU
Signal Enhancer	5 mL	RTU
Counter Staining Reagent	5 mL	RTU
Mounting Media	5 mL	RTU
Control Slide	1 slide (Optional)	FFPE
Datasheet	1 Copy	
Manual	1 Copy	

## Storage Instructions

All the reagents are stored at 2-8°C. The kit is stable for 6 months from the date of receipt.

## Background

The SIRT6 gene is located at chromosome 19p13.3 and contains 8 exons. The encoded protein has a total length of 355 amino acids. SIRT6 protein is a member of the Sirtuins, which is a class of NAD<sup>+</sup>-dependent protein deacetylases involved in stress resistance and metabolic homeostasis. SIRT6 also plays roles in various tumors as both an oncogene and tumor suppressor gene. A previous study in osteosarcoma reported that SIRT6 regulates the migration and invasion of tumors through the ERK1/2/MMP9 pathway.

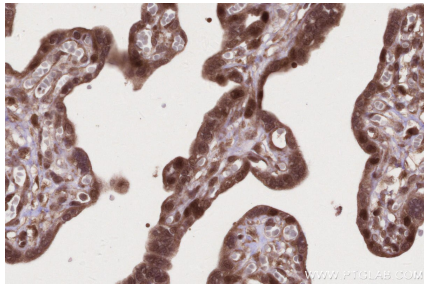
## Synonyms

SIRT6, EC:2.3.1.-, EC:2.3.1.286, EC:2.4.2.-, hSIRT6

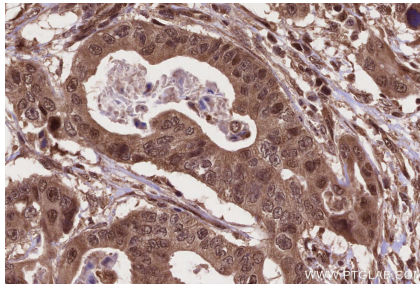
For technical support and original validation data for this product please contact:  
T: 1 (888) 4PTGLAB (1-888-478-4522) (toll free in USA), or 1(312) 455-8498 (outside USA)  
E: [proteintech@ptglab.com](mailto:proteintech@ptglab.com)  
W: [ptglab.com](http://ptglab.com)

This product is exclusively available under Proteintech Group brand and is not available to purchase from any other manufacturer.

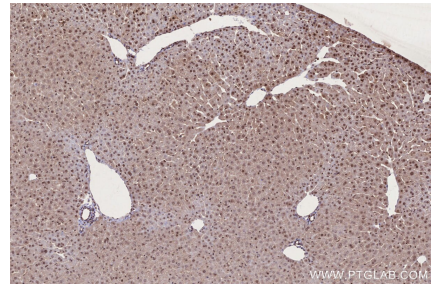
## Selected Validation Data



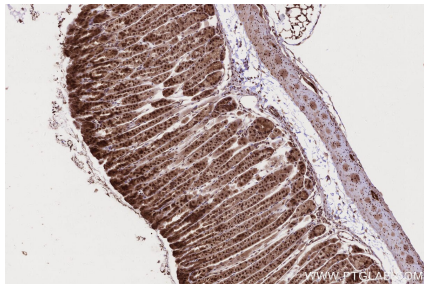
Immunohistochemical analysis of paraffin-embedded human placenta tissue slide using KHC2680 (SIRT6 IHC Kit).



Immunohistochemical analysis of paraffin-embedded human stomach cancer tissue slide using KHC2680 (SIRT6 IHC Kit).



Immunohistochemical analysis of paraffin-embedded mouse liver tissue slide using KHC2680 (SIRT6 IHC Kit).



Immunohistochemical analysis of paraffin-embedded mouse stomach tissue slide using KHC2680 (SIRT6 IHC Kit).