

IHC*easy* USP38 Ready-To-Use IHC Kit

Catalog Number: **KHC2685**

General Information

Sample type:
FFPE tissue
Cited sample type:
Reactivity:
Human, Mouse, Rat
Cited Reactivity:

Assay type:
Immunohistochemistry
Primary antibody type:
Rabbit Polyclonal
Secondary antibody type:
Polymer-HRP-Goat anti-Rabbit

Kit Component

Component	Size	Concentration
Antigen Retrieval Buffer	100 mL	50×
Washing Buffer	100 mL ×2	20×
Blocking Buffer	5 mL	RTU
Primary Antibody	5 mL	RTU
Secondary Antibody	5 mL	RTU
Chromogen Component A	0.2 mL	RTU
Chromogen Component B	4 mL	RTU
Signal Enhancer	5 mL	RTU
Counter Staining Reagent	5 mL	RTU
Mounting Media	5 mL	RTU
Control Slide	1 slide (Optional)	FFPE
Datasheet	1 Copy	
Manual	1 Copy	

Storage Instructions

All the reagents are stored at 2-8°C. The kit is stable for 6 months from the date of receipt.

Background

Ubiquitin specific peptidase 38 (USP38) is a negative regulator of type I IFN signaling. USP38 can strongly induced the degradation of the active form of TBK1 after viral infection. USP38 may play a critical role in the maintenance of the balance between innate immune responses and tolerance through dynamic ubiquitin editing of TBK1 in response to viral infection and perhaps other infectious diseases or cancer.

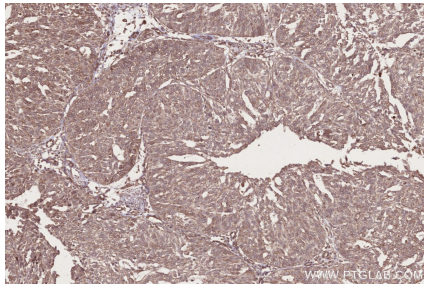
Synonyms

USP38,Deubiquitinating enzyme 38,EC:3.4.19.12,HP43

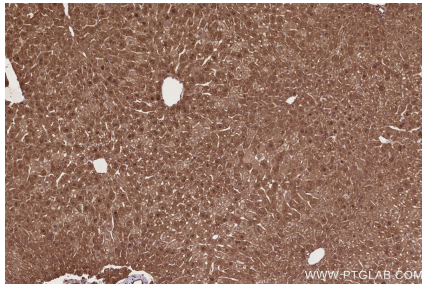
For technical support and original validation data for this product please contact:
T: 1 (888) 4PTGLAB (1-888-478-4522) (toll free in USA), or 1(312) 455-8498 (outside USA)
E: proteintech@ptglab.com
W: ptglab.com

This product is exclusively available under Proteintech Group brand and is not available to purchase from any other manufacturer.

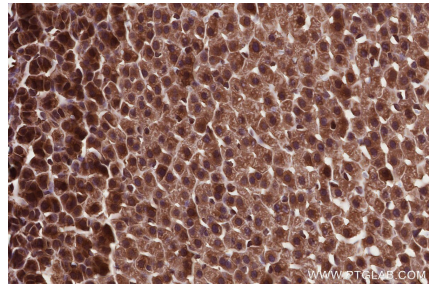
Selected Validation Data



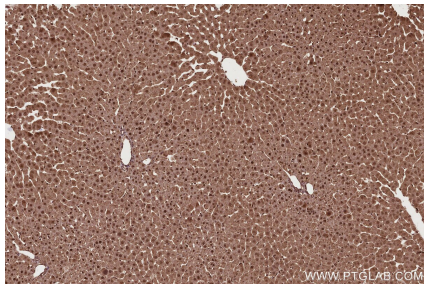
Immunohistochemical analysis of paraffin-embedded human ovary cancer tissue slide using KHC2685 (USP38 IHC Kit).



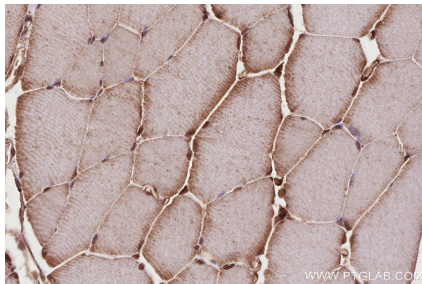
Immunohistochemical analysis of paraffin-embedded mouse liver tissue slide using KHC2685 (USP38 IHC Kit).



Immunohistochemical analysis of paraffin-embedded rat adrenal gland tissue slide using KHC2685 (USP38 IHC Kit).



Immunohistochemical analysis of paraffin-embedded rat liver tissue slide using KHC2685 (USP38 IHC Kit).



Immunohistochemical analysis of paraffin-embedded rat skeletal muscle tissue slide using KHC2685 (USP38 IHC Kit).