

# IHC*easy* TRIM11 Ready-To-Use IHC Kit

Catalog Number: **KHC2790**

## General Information

Sample type:  
FFPE tissue  
Cited sample type:  
Reactivity:  
Human, Mouse, Rat  
Cited Reactivity:

Assay type:  
Immunohistochemistry  
Primary antibody type:  
Rabbit Polyclonal  
Secondary antibody type:  
Polymer-HRP-Goat anti-Rabbit

## Kit Component

Component	Size	Concentration
Antigen Retrieval Buffer	100 mL	50×
Washing Buffer	100 mL ×2	20×
Blocking Buffer	5 mL	RTU
Primary Antibody	5 mL	RTU
Secondary Antibody	5 mL	RTU
Chromogen Component A	0.2 mL	RTU
Chromogen Component B	4 mL	RTU
Signal Enhancer	5 mL	RTU
Counter Staining Reagent	5 mL	RTU
Mounting Media	5 mL	RTU
Control Slide	1 slide (Optional)	FFPE
Datasheet	1 Copy	
Manual	1 Copy	

## Storage Instructions

All the reagents are stored at 2-8°C. The kit is stable for 6 months from the date of receipt.

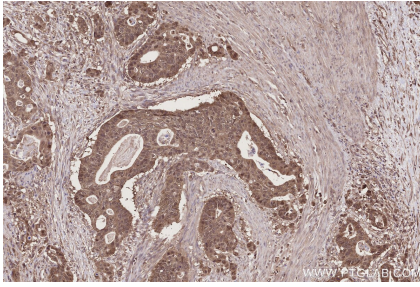
## Background

TRIM11 (Tripartite motif-containing protein 11) is also named as RNF92 and belongs to the TRIM/RBCC family. It is a member of the tripartite-motif-containing protein family and is known to destabilize humanin, an inhibitor of Alzheimer-like neuronal insults.

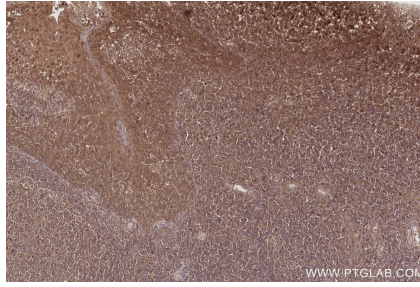
## Synonyms

BIA1, E3 ubiquitin-protein ligase TRIM11, EC:2.3.2.27, Protein BIA1, RING finger protein 92

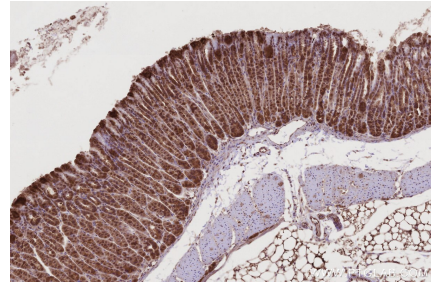
## Selected Validation Data



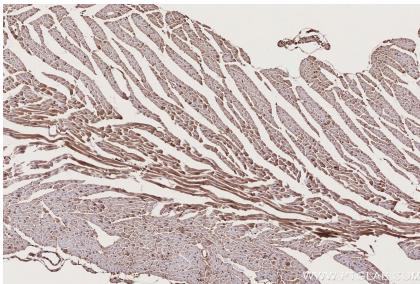
Immunohistochemical analysis of paraffin-embedded human stomach cancer tissue slide using KHC2790 (TRIM11 IHC Kit).



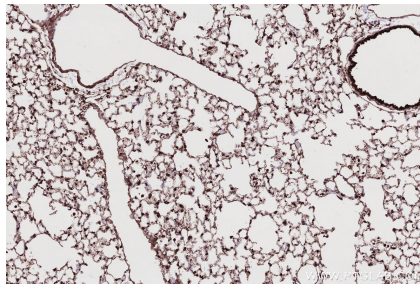
Immunohistochemical analysis of paraffin-embedded human tonsillitis tissue slide using KHC2790 (TRIM11 IHC Kit).



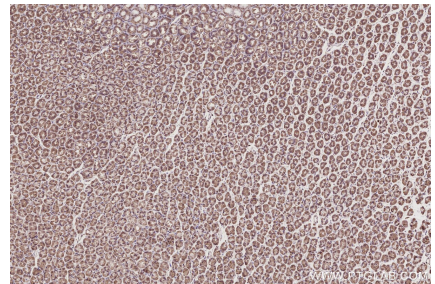
Immunohistochemical analysis of paraffin-embedded mouse stomach tissue slide using KHC2790 (TRIM11 IHC Kit).



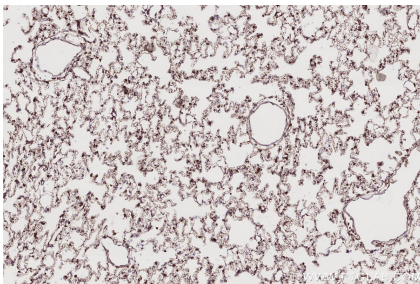
Immunohistochemical analysis of paraffin-embedded mouse heart tissue slide using KHC2790 (TRIM11 IHC Kit).



Immunohistochemical analysis of paraffin-embedded mouse lung tissue slide using KHC2790 (TRIM11 IHC Kit).



Immunohistochemical analysis of paraffin-embedded rat stomach tissue slide using KHC2790 (TRIM11 IHC Kit).



Immunohistochemical analysis of paraffin-embedded rat lung tissue slide using KHC2790 (TRIM11 IHC Kit).