

# IHC*easy* TRNT1 Ready-To-Use IHC Kit

Catalog Number: **KHC2818**

## General Information

Sample type:  
FFPE tissue  
Cited sample type:  
Reactivity:  
Human, Mouse, Rat  
Cited Reactivity:

Assay type:  
Immunohistochemistry  
Primary antibody type:  
Rabbit Polyclonal  
Secondary antibody type:  
Polymer-HRP-Goat anti-Rabbit

## Kit Component

Component	Size	Concentration
Antigen Retrieval Buffer	100 mL	50×
Washing Buffer	100 mL ×2	20×
Blocking Buffer	5 mL	RTU
Primary Antibody	5 mL	RTU
Secondary Antibody	5 mL	RTU
Chromogen Component A	0.2 mL	RTU
Chromogen Component B	4 mL	RTU
Signal Enhancer	5 mL	RTU
Counter Staining Reagent	5 mL	RTU
Mounting Media	5 mL	RTU
Control Slide	1 slide (Optional)	FFPE
Datasheet	1 Copy	
Manual	1 Copy	

## Storage Instructions

All the reagents are stored at 2-8°C. The kit is stable for 6 months from the date of receipt.

## Background

tRNA nucleotidyl transferase 1 (TRNT1, also known as CCA1, RPEM, SIFD, MtCCA, and CGI-47) is a cytosine-cytosine-adenine (CCA) - adding enzyme which belongs to the tRNA nucleotidyltransferase/poly (A) polymerase family. It can catalyze the addition of the conserved nucleotide triplet CCA to the 3' terminus of tRNA molecules. Mutations in TRNT1 would cause congenital sideroblastic anemia with immunodeficiency, fevers, and developmental delay (SIFD).

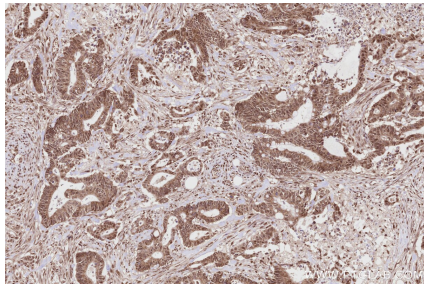
## Synonyms

CCA tRNA nucleotidyltransferase 1, mitochondrial, CCA1, CCA-Adding Enzyme, CGI-47, EC:2.7.7.72

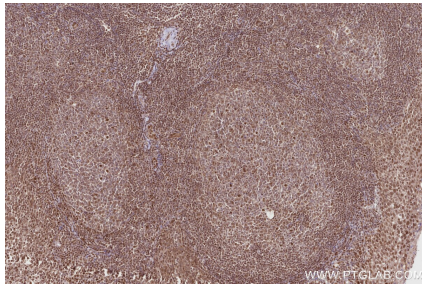
For technical support and original validation data for this product please contact:  
T: 1 (888) 4PTGLAB (1-888-478-4522) (toll free in USA), or 1(312) 455-8498 (outside USA)  
E: [proteintech@ptglab.com](mailto:proteintech@ptglab.com)  
W: [ptglab.com](http://ptglab.com)

This product is exclusively available under Proteintech Group brand and is not available to purchase from any other manufacturer.

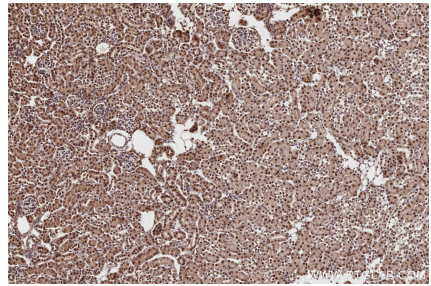
## Selected Validation Data



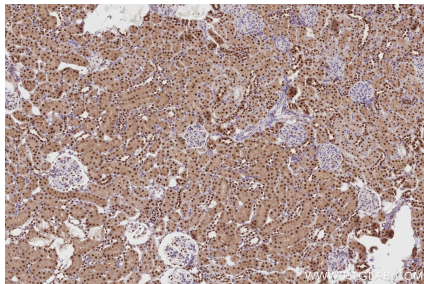
Immunohistochemical analysis of paraffin-embedded human rectal cancer tissue slide using KHC2818 (TRNT1 IHC Kit).



Immunohistochemical analysis of paraffin-embedded human tonsillitis tissue slide using KHC2818 (TRNT1 IHC Kit).



Immunohistochemical analysis of paraffin-embedded mouse kidney tissue slide using KHC2818 (TRNT1 IHC Kit).



Immunohistochemical analysis of paraffin-embedded rat kidney tissue slide using KHC2818 (TRNT1 IHC Kit).