

# IHCeasy<sup>®</sup> Spartan Ready-To-Use IHC Kit

Catalog Number: **KHC2897**

## General Information

Sample type:  
FFPE tissue  
Cited sample type:  
Reactivity:  
Human, Mouse  
Cited Reactivity:

Assay type:  
Immunohistochemistry  
Primary antibody type:  
Rabbit Polyclonal  
Secondary antibody type:  
Polymer-HRP-Goat anti-Rabbit

## Kit Component

Component	Size	Concentration
Antigen Retrieval Buffer	100 mL	50×
Washing Buffer	100 mL ×2	20×
Blocking Buffer	5 mL	RTU
Primary Antibody	5 mL	RTU
Secondary Antibody	5 mL	RTU
Chromogen Component A	0.2 mL	RTU
Chromogen Component B	4 mL	RTU
Signal Enhancer	5 mL	RTU
Counter Staining Reagent	5 mL	RTU
Mounting Media	5 mL	RTU
Control Slide	1 slide (Optional)	FFPE
Datasheet	1 Copy	
Manual	1 Copy	

## Storage Instructions

All the reagents are stored at 2-8°C. The kit is stable for 6 months from the date of receipt.

## Background

Spartan (Protein with SprT-like domain at the N terminus), also known as DVC1 or C1orf124, is a replication-coupled DNA-dependent metalloprotease that cleaves proteins cross-linked to DNA to promote DPC repair. Spartan protease activity is stimulated by DNA binding, while posttranslational modification of Spartan governs both its protease activity and recruitment to the DPC on chromatin. The regulation of Spartan includes a ubiquitin switch (where deubiquitination activates its proteolytic activity), and acetylation and phosphorylation switches (which facilitate DNA binding).

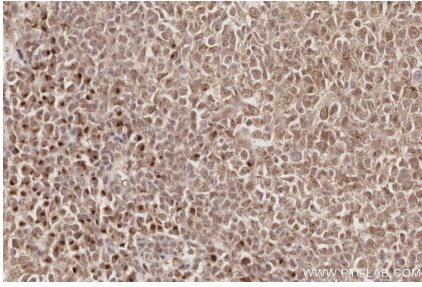
## Synonyms

C1orf124, DVC1, DDDL1880, PRO4323, SPRTN

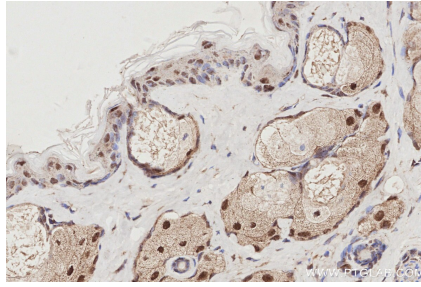
For technical support and original validation data for this product please contact:  
T: 1 (888) 4PTGLAB (1-888-478-4522) (toll free in USA), or 1(312) 455-8498 (outside USA)  
E: [proteintech@ptglab.com](mailto:proteintech@ptglab.com)  
W: [ptglab.com](http://ptglab.com)

This product is exclusively available under Proteintech Group brand and is not available to purchase from any other manufacturer.

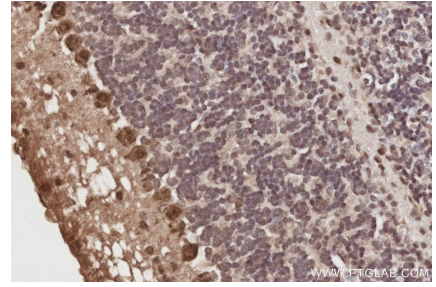
## Selected Validation Data



Immunohistochemical analysis of paraffin-embedded human tonsillitis tissue slide using KHC2897 (Spartan IHC Kit).



Immunohistochemical analysis of paraffin-embedded mouse skin tissue slide using KHC2897 (Spartan IHC Kit).



Immunohistochemical analysis of paraffin-embedded mouse cerebellum tissue slide using KHC2897 (Spartan IHC Kit).